

*Poinciana West
Community Development District*

Agenda Package

May 18, 2022

AGENDA

Poinciana West

Community Development District

219 E. Livingston Street, Orlando, Florida 32801

Phone: 407-841-5524 – Fax: 407-839-1526

May 11, 2022

**Board of Supervisors
Poinciana West Community
Development District**

Dear Board Members:

The Board of Supervisors of Poinciana West Community Development District will meet **Wednesday, May 18, 2022 at 9:00 AM at the Starlite Ballroom, 384 Village Drive, Poinciana, Florida.**

Zoom Information for Members of the Public:

Link: <https://zoom.us/j/94240027473>

Dial-in Number: (646) 876-9923

Meeting ID: 942 4002 7473

Following is the advance agenda for the meeting:

1. Roll Call
2. Pledge of Allegiance
3. Public Comment Period on Agenda Items
4. Approval of Minutes of the March 16, 2022 Meeting
5. Discussion of Property Conveyance Checklist/Procedures
6. Consideration of Resolution 2022-01 Approving the Proposed Fiscal Year 2023 Budget and Setting a Public Hearing
7. Consideration of Attorney Fees for Fiscal Year 2023
8. Review and Acceptance of Draft Stormwater System Analysis Report
9. Staff Reports
 - A. Attorney
 - B. Engineer
 - C. District Manager
 - i. Approval of Check Register
 - ii. Balance Sheet and Income Statement
 - iii. Presentation of Number of Registered Voters: 2,564
 - iv. Notice of Qualifying Period: Noon, June 13, 2022 to Noon, June 17, 2022
 - D. Field Manager
 - i. Field Manager's Report
 - ii. Customer Complaint Log
10. Supervisor's Requests
11. General Audience Comments
12. Other Business
13. Next Meeting Date – July 20, 2022
14. Adjournment

Sincerely,

Tricia Adams

District Manager

MINUTES

**MINUTES OF MEETING
POINCIANA WEST
COMMUNITY DEVELOPMENT DISTRICT**

The regular meeting of the Board of Supervisors of the Poinciana West Community Development District was held on Wednesday, **March 16, 2022** at 9:00 a.m. via Zoom Communication Media Technology and in the Starlite Ballroom, 384 Village Drive, Poinciana, Florida.

Present and constituting a quorum were:

Peggy Gregory	Chair
Roy LaRue	Vice Chairman
Dr. Maneck Master	Assistant Secretary
Joseph Clark	Assistant Secretary
Mayra Skeete	Assistant Secretary

Also present were:

Tricia Adams	District Manager
Scott Clark	District Counsel (via Zoom)
Kathy Leo	District Engineer
Clayton Smith	Field Manager
Logan Smith	Field Services
Residents (<i>Present & via Zoom</i>)	

*The following is a summary of the discussions and actions taken at the March 16, 2022 Poinciana West Community Development District's Board of Supervisors Meeting. *Due to a technical issue with the audio, the start of the meeting was summarized based on District Manager's notes.*

FIRST ORDER OF BUSINESS

Roll Call

Ms. Adams called the meeting to order and called the roll. All Supervisors were present.

SECOND ORDER OF BUSINESS

Pledge of Allegiance

The Pledge of Allegiance was recited.

THIRD ORDER OF BUSINESS**Public Comment Period on Agenda Items**

There were no public comments.

FOURTH ORDER OF BUSINESS**Approval of Minutes of the January 19, 2022 Meeting**

Ms. Adams presented the minutes for the January 19 Board of Supervisors meeting. She noted it has circulated to Board members via electronic mail for review. No comments or corrections were received.

On MOTION by Mr. Joseph Clark seconded by Dr. Master with all in favor the Minutes of the January 19, 2022 Meeting as presented were approved.

FIFTH ORDER OF BUSINESS**Consideration of Stormwater Needs Analysis Report**

**The meeting recording started at this time.*

Ms. Gregory recalled that a proposal from GAI Consultants (GAI) for a Stormwater Needs Analysis was approved subject to further cost review at the last meeting and placed this matter on hold as she wanted to do further research on the legalities of whether a licensed engineer needed to prepare the Stormwater Needs Analysis. Mr. Clark reviewed the documents and confirmed that it did not need to be prepared and certified by a licensed engineer and all that was required was an inventory of stormwater facilities and a projection of future needs. Ms. Gregory volunteered to prepare the Stormwater Needs Analysis utilizing District Engineer's Reports that were on the CDD website as well as asking the Field Manager questions. No funds would be expended. Mr. LaRue was disappointed that the District Engineer did not state that the report did not have to be signed off by a certified engineer.

On MOTION by Mr. Joseph Clark seconded by Mr. LaRue with all in favor authorizing the Chair to prepare the Stormwater Needs Analysis was approved.

SIXTH ORDER OF BUSINESS**Discussion of Property Conveyance Checklist/Procedures**

Ms. Adams presented Procedures for Acquisition and Acceptance of Common Area Property from Developers as requested by the Board at the last meeting. The developer would be responsible for any professional fees associated with the evaluation of the parcels, preparation of legal documents and document review by District Counsel and the District Engineer. Mr. Clark advised the developer that the Board was preparing a methodology and recommended that the District have a process for property conveyed from the developer to ensure that the title was good and all costs were paid. Discussion ensued and the Board addressed the following:

- Ms. Gregory asked whether the CDD had to take property upon request. Mr. Clark advised that the District did not have to unless the property was an integral part of the stormwater system as the District was obligated to maintain the stormwater and should either own or have easement rights.
- Dr. Master voiced concern about the warranty in the event of an unforeseen circumstance. Mr. Clark recommended that the taking of all properties be accompanied by a new budget year to ensure that the maintenance costs were budgeted. Ms. Leo confirmed that there would be documentation to ensure that the project was built in accordance with plans, specs, contracts and warranties as part of their application.
- Mr. LaRue asked if the developer agreed to pay all costs. Ms. Adams believed that they would as it was not uncommon for the developer to pay for expenses associated with property conveyance. If the Board was satisfied from a policy perspective, staff would notify Taylor Morrison about the procedures so they could gather the information with the likely conveyance date of October 1, 2022 to sync with the Fiscal Year 2023 budget.
- Ms. Gregory asked why this conveyance needed by October 1, 2022 versus next year. Mr. Clark explained that conveyances occur according to the progress of the construction and there was no legal requirement. It was simply a practical matter.
- Dr. Master wanted to ensure that the transfer conformed with any new codes or changes in codes. Ms. Leo advised that what was in the ground was built per code and there have not been substantial changes to stormwater facilities. The code was not as important as the inspection.

- Mr. LaRue recalled that the HOA stopped treating a pond behind an existing parcel off of Glendale because they thought that it was transferred to the CDD. Ms. Adams explained that there was some confusion by the HOA, but they were informed that they own it and were responsible for maintenance.
- Dr. Master questioned the amount of funds to be budgeted for maintenance. Ms. Adams stated that Mr. Clayton Smith would provide an estimate for aquatic vegetation control, midge management and landscape maintenance.
- Ms. Gregory voiced concern about expending funds and time without having an agreement from Taylor Morrison. Ms. Adams explained if the Board approved the procedures in substantial form, they would be provided to Taylor Morrison with the caveat that the general acceptance date would be October 1, 2022 and one year of maintenance expenses should accompany the final compensation to the District before this item was placed on the agenda.
- Mr. LaRue asked if the District would be paying all professional bills until the property was turned over. Ms. Adams replied that Taylor Morrison would pay a deposit of \$2,500 and any costs would be netted against that amount. Mr. LaRue felt that \$2,500 was minimal and would not cover those bills. Ms. Adams stated that in the documents was a caveat that any costs in excess of the deposit amount must be paid in full before the property was conveyed. The \$2,500 was the anticipated fee and it could be increased to \$5,000. Ms. Gregory proposed setting the deposit at \$2,500 per parcel and that District Counsel and the District Engineer separate their costs into general matters and parcel turnover. Mr. LaRue requested that each party provide an estimate of costs. Ms. Leo and Mr. Clark confirmed that \$2,500 per parcel was sufficient.
- Mr. LaRue asked how many parcels Taylor Morrison was turning over. Ms. Adams stated that they requested the turnover of three parcels and asked Taylor Morrison to confirm the number of future parcels. Ms. Leo believed that the last parcels to be conveyed were the wetland conservation areas.
- Ms. Skeete asked when Taylor Morrison was expected to leave. Ms. Adams replied that it depended on residential real estate market conditions. They recently provided a replat for their last phase of development at PCDD. Ms. Gregory

suggested waiting to see what the next year presented and addressing everything at one time. Mr. LaRue agreed.

- Dr. Master wanted to speak with the builder, explaining the Board's preference to receive all parcels together.
- Ms. Skeete felt that the Board was not ready to make a decision at this time as they did not understand what they were voting on.
- Ms. Gregory requested a revised document, total price and number of parcels for the May meeting.

After further discussion, there was Board consensus to change the Procedures for Acquisition and Acceptance of Common Area Property from Developers to reflect the deposit amount of \$5,000 per parcel, including one year of maintenance funding to accompany each parcel and a notation on the bottom that all parcels pending conveyance would be presented at the same time and the developer would be made aware that the general target date for acceptance was October 1, 2022 or later. A revised document would be provided to the Board at the May meeting for further discussion.

SEVENTH ORDER OF BUSINESS

Staff Reports

A. Attorney

There being none, the next item followed.

B. Engineer

There being none, the next item followed.

C. District Manager

i. Approval of Check Register

Ms. Adams presented the Check Register for January 12, 2022 through March 7, 2022 totaling \$220,729.08. There was one revision regarding engineering hours that were inadvertently billed to the Poinciana West CDD that should be billed to the Poinciana CDD. Ms. Adams noted the large transfers of funds as Solivita residents pay their tax bills to the District's account and there is a transfer to the Trustee's account in order to make bond payments.

On MOTION by Dr. Master seconded by Ms. Skeete with all in favor the Check Register as stated above was approved.

ii. Balance Sheet and Income Statement

Ms. Adams presented the Unaudited Financial Statement through January 31, 2022. No Board action was required. The total Fund Balance for the General Fund was \$811,687. The Board has done a good job controlling expenses as prorated to actual expenses were almost \$19,000 under budget.

iii. Presentation of Arbitrage Rebate Calculation Report

Ms. Adams reported that AMTEC prepared the Arbitrage Rebate Calculation Report for the Series 2017 bonds as required under the Internal Revenue Service (IRS) Code. Based upon their computations, no arbitrage rebate liability existed and the District was in compliance with tax code regulations. Dr. Master pointed out that the working capital was expected to get higher interest rates than the past two years. Ms. Adams explained that the District's investment accounts, money market accounts were regulated differently as prescribed by the State. The tax exempt bonds have multiple regulatory authorities such as the IRS but were not anticipating an arbitrage issue in the future. The arbitrage rebate calculation is reported to the Board annually.

On MOTION by Mr. LaRue seconded by Dr. Master with all in favor the Arbitrage Rebate Calculation Report as prepared by AMTEC was approved.

D. Field Manager

i. Field Manager's Report

Mr. Clayton Smith presented the Field Manager's Report. The alligator warning signs were installed at pre-determined locations by the insurance company; however, two were moved based on resident requests. One facing a house was moved 10 feet. Mr. LaRue asked for updated pricing on the conveyances by the next meeting. Mr. Clayton Smith planned to have prices by the budget meeting but offered to provide prices earlier for the standard maintenance of all ponds, midge, aquatic and landscape maintenance. Regarding the condition of the ponds, there were a couple of algae blooms, but some of the known problem ponds were under control.

ii. Consideration of Proposal for Stocking Pond with Gambusia and Grass Shrimp for Midge Control

Mr. Clayton Smith presented a spreadsheet with the number of acres per pond, complaints and price for fish stocking. Most of the midge complaints were in 2019. There was currently fish in Pond #6, which decreased the number of complaints. Based on the number of complaints, field inspections and feedback, he recommended stocking 1,000 Gambusia and 500 Grass Shrimp in 25 acres of ponds including Ponds #1, #5, #7, #9, #15, #21 and #22 at a cost of \$3,500. Ms. Adams noted \$8,000 in contingency funds that could be used for this expenditure.

Mr. LaRue proposed stocking the four ponds that had complaints in the past two years and Pond #6 due to recent complaints. Dr. Master voiced concern with residents feeding alligators and fishing on the ponds and along with Ms. Skeete, favored stocking the ponds that Mr. Clayton Smith recommended as preventative maintenance. Ms. Gregory voiced concern about spending funds on Grass Shrimp as they did not know whether or not they survived. Ms. Adams stated that the recommendation for the combination of 1,000 Gambusia and 500 Grass Shrimp per acre was based on best practices for Central Florida ponds for midge management. Mr. Clayton Smith noted that the cost to include Pond #6 was \$140 for a total amount of \$3,640.

On MOTION by Mr. LaRue seconded by Mr. Joseph Clark with all in favor the proposal for Ponds #1, #5, #6, #7, #9, #15, #21 and #22 with Gambusia and Grass Shrimp for midge control in the amount of \$3,640 was approved.

Dr. Master reported that the stench from the ponds was horrible in different parts of Poinciana West, but it improved after a week of constant rain. Mr. Clayton Smith noted the end of February was when they had a lot of filamentous plumes.

iii. Customer Complaint Log

Mr. Smith presented the Customer Complaint Log. Mr. LaRue applauded Mr. Clayton Smith for being flexible to residents with the alligator signs. Dr. Master had a neighbor who complained about the mowing and questioned who to call. Ms. Adams directed residents to the phone numbers on the CDD website.

Ms. Adams noted that today's meeting was moved from 9:30 a.m. to 9:00 a.m. to allow ample time for Board discussion and asked if the Board wanted to permanently change the

meeting time to 9:00 a.m. Since this item was not on the agenda, Ms. Adams requested public comments. There were no audience comments.

On MOTION by Dr. Master seconded by Mr. Joseph Clark with all in favor moving the time for the Fiscal Year 2022 meetings from 9:30 a.m. to 9:00 a.m. in the Starlite Ballroom was approved.

Ms. Adams would distribute the Proposed Budget at the May 18th meeting and asked if the Board wanted to schedule a workshop on May 16th or 17th to review the budget prior to the meeting. Mr. LaRue preferred to wait until the regular meeting to discuss the budget. There was Board consensus to not hold a workshop.

EIGHTH ORDER OF BUSINESS

Supervisor's Requests

Ms. Gregory voiced concern about increases in contracts being approved without the Board's knowledge and advanced notice and requested more transparency and checks and balances. Examples were the 20% increase in *Technology/Website*, which she believed was due to the utilization of *GoDaddy*, SEC filing charges, and Ms. Leo's contract to perform engineering services. Ms. Leo was hired in 2017 on an interim basis and there was no agreement. Ms. Leo charged \$295 an hour, billed \$320 an hour and in January increased it to \$330 an hour, which the Board did not discuss. Ms. Gregory noted that hiding in a 20-page contract was no way to do business. Ms. Adams explained that multiple factors contributed to website maintenance such as web hosting and content management. Technology included expenses such as the implementation of the Zoom webinar during the pandemic. The Board authorized continuing to utilize the Zoom webinar option in order to allow residents, Board Members and staff to attend meetings remotely. Regarding the engineering contract, Ms. Leo has a current agreement with her firm that was developed through a public Request for Qualification (RFQ) process.

Ms. Gregory requested that the Board take its time versus rushing through these budget meetings and review the contracts as well as negotiate a lower price contract with GMS since the District was paying the same amount as the Poinciana CDD who had 12 meetings per year. Dr. Master asked if their attendance at meetings was 10% of what they actually do or 90%. Ms. Adams noted that meeting attendance is a significant factor and deferred to Mr. Flint who sets District Management fees. Dr. Master felt that the Board needed to look at the big picture and if

the service was being provided as an efficient rate. Mr. LaRue agreed and felt that the Board needed to look at items individually, start negotiating contracts and go out for bids so they had a baseline. Ms. Adams asserted that the variance between the current budget and proposed budget is obvious when the budget is presented and there was no attempt to hide any information. She made every effort possible to be transparent and wants the Board to feel comfortable with the information and how the budget is presented. When the budget is presented, Ms. Adams would review items line-by-line, pointing out the actuals, what was adopted last year versus the proposed amount and if there was an increase or decrease. After further discussion, there was Board consensus for Ms. Gregory to negotiate the District management fee with GMS and present to the Board.

NINTH ORDER OF BUSINESS

General Audience Comments

Resident Susan Goldlewski of Irvine Ranch Road requested that all ponds in Poinciana West be stocked with Gambusia and Grass Shrimp as there were ongoing midge problems, even though there were no complaints.

TENTH ORDER OF BUSINESS

Other Business

There being none, the next item followed.

ELEVENTH ORDER OF BUSINESS

Next Meeting Date – May 18, 2022

Ms. Adams stated the next meeting was on May 18, 2022 at 9:00 a.m.

TWELFTH ORDER OF BUSINESS

Adjournment

On MOTION by Mr. Joseph Clark seconded by Dr. Master with all in favor the meeting was adjourned.

Secretary / Assistant Secretary

Chairman / Vice Chairman

SECTION V

Poinciana West Community Development District Procedures for Acquisition and Acceptance of Common Area Property from Taylor Morrison

Poinciana West Community Development District Board of Supervisors is requesting that all parcels to be conveyed to the District are aggregated into one request. Taylor Morrison should submit a written request to the District Manager and agree to pay professional fees and costs associated with property conveyance. A deposit of \$5,000 per parcel is collected by the District Manager and the District's costs are netted against the deposit. Costs in excess of the deposit amount must be paid in full before the District places the property conveyance on the agenda for consideration of acceptance.

It is the intention of the Board to accept parcels for conveyance around October 1 in order to allow for proper planning and budgeting in line with the District's fiscal year.

Written request and documents provided by Developer shall include:

- Developer name & contact information
- Property address and description of property
- Legal description of property
- Copies of all applicable warranties, guarantees, contracts, permits, surveys, design plans, as-built plans, certifications, and COs applicable to the construction, operation or maintenance of the improvement with applicable assignment or transfer forms
- Property subject to a regulatory permit further requires evidence that the permit is in good standing and final certifications have been delivered and include documentation necessary to reflect a transfer of maintenance under the permit
- Estimated annual maintenance cost (the District may require one year or more of maintenance funding to accept the property)
- Applicable maintenance bonds, proposed endorsement to the District and dual obligee rider
- Draft conveyance documents in the form of Deeds and/or Bill of Sale
- Title work and title insurance commitment
- Drafts or evidence of required easements
- Draft of agreement regarding payment of ad valorem taxes
- Affidavit of No Liens (may be provided by District Counsel)
- Other applicable documents required by the District Engineer to determine the acceptability of the common area property

District Manager distributes written request and documents to District Counsel, District Engineer, Field Management staff for verification of documentation and inspection of property and improvements. Upon successful completion of review process and satisfaction of all required costs associated with conveyance, the consideration of acceptance of property will be placed on a board meeting agenda.

Additional information provided by District Manager and Field Management:

- Maintenance proposals
- Estimated annual insurance costs

SECTION VI

RESOLUTION 2022-01

A RESOLUTION OF THE BOARD OF SUPERVISORS OF THE POINCIANA WEST COMMUNITY DEVELOPMENT DISTRICT APPROVING A PROPOSED BUDGET FOR FISCAL YEAR 2022/2023 AND SETTING A PUBLIC HEARING THEREON PURSUANT TO FLORIDA LAW; ADDRESSING TRANSMITTAL, POSTING AND PUBLICATION REQUIREMENTS; ADDRESSING SEVERABILITY; AND PROVIDING AN EFFECTIVE DATE.

WHEREAS, the District Manager has heretofore prepared and submitted to the Board of Supervisors (“**Board**”) of the Poinciana West Community Development District (“**District**”) prior to June 15, 2022, a proposed budget (“**Proposed Budget**”) for the fiscal year beginning October 1, 2022 and ending September 30, 2023 (“**Fiscal Year 2022/2023**”); and

WHEREAS, the Board has considered the Proposed Budget and desires to set the required public hearing thereon.

NOW, THEREFORE, BE IT RESOLVED BY THE BOARD OF SUPERVISORS OF THE POINCIANA WEST COMMUNITY DEVELOPMENT DISTRICT:

1. **PROPOSED BUDGET APPROVED.** The Proposed Budget prepared by the District Manager for Fiscal Year 2022/2023 attached hereto as **Exhibit A** is hereby approved as the basis for conducting a public hearing to adopt said Proposed Budget.

2. **SETTING A PUBLIC HEARING.** A public hearing on said approved Proposed Budget is hereby declared and set for the following date, hour and location:

DATE:	July 20, 2022
HOUR:	9:00 a.m.
LOCATION:	Starlite Ballroom 384 Village Drive Poinciana, Florida 34759

3. **TRANSMITTAL OF PROPOSED BUDGET TO LOCAL GENERAL PURPOSE GOVERNMENT.** The District Manager is hereby directed to submit a copy of the Proposed Budget to Polk County at least 60 days prior to the hearing set above.

4. **POSTING OF PROPOSED BUDGET.** In accordance with Section 189.016, *Florida Statutes*, the District’s Secretary is further directed to post the approved Proposed Budget on the District’s website at least two days before the budget hearing date as set forth in Section 2, and shall remain on the website for at least 45 days.

5. **PUBLICATION OF NOTICE.** Notice of this public hearing shall be published in the manner prescribed in Florida law.

6. **SEVERABILITY.** The invalidity or unenforceability of any one or more provisions of this Resolution shall not affect the validity or enforceability of the remaining portions of this Resolution, or any part thereof.

7. **EFFECTIVE DATE.** This Resolution shall take effect immediately upon adoption.

PASSED AND ADOPTED THIS 18th DAY OF MAY, 2022.

ATTEST:

**POINCIANA WEST COMMUNITY
DEVELOPMENT DISTRICT**

Secretary

By: _____
Its: _____

Poinciana West
Community Development District

Proposed Budget
FY2023



Table of Contents

1	<u>General Fund</u>
2-5	<u>General Fund Narrative</u>
6	<u>Fund Balance Analysis</u>
7	<u>Debt Service Fund Series 2017 R1 & R2</u>
8	<u>Amortization Schedule Series 2017 R1</u>
9	<u>Amortization Schedule Series 2017 R2</u>

Poinciana West
Community Development District
Proposed Budget
General Fund

	Adopted Budget FY2022	Actuals Thru 4/30/22	Projected Next 5 Months	Total Projected 9/30/22	Proposed Budget FY2023
Revenues					
Special Assessments - Tax Collector	\$ 291,294	\$ 288,882	\$ 2,412	\$ 291,294	\$ 291,294
Interest	\$ 500	\$ 306	\$ 200	\$ 506	\$ 500
Carry Forward Balance	\$ 50,003	\$ 35,383	\$ -	\$ 35,383	\$ 38,728
Total Revenues	\$ 341,797	\$ 324,572	\$ 2,612	\$ 327,184	\$ 330,522
Expenditures					
<i>Administrative</i>					
Supervisors Fees	\$ 6,000	\$ 3,800	\$ 2,500	\$ 6,300	\$ 6,000
FICA Expense	\$ 459	\$ 291	\$ 191	\$ 482	\$ 459
Engineering	\$ 15,000	\$ 3,988	\$ 6,250	\$ 10,238	\$ 15,000
Attorney	\$ 20,000	\$ 5,729	\$ 8,333	\$ 14,062	\$ 20,000
Arbitrage	\$ 450	\$ 450	\$ -	\$ 450	\$ 450
Dissemination	\$ 5,500	\$ 3,317	\$ 2,083	\$ 5,400	\$ 3,500
Annual Audit	\$ 3,310	\$ -	\$ 3,310	\$ 3,310	\$ 3,410
Trustee Fees	\$ 7,050	\$ 4,837	\$ 2,213	\$ 7,050	\$ 4,256
Assessment Administration	\$ 5,000	\$ 5,000	\$ -	\$ 5,000	\$ 5,000
Management Fees	\$ 46,350	\$ 27,038	\$ 19,313	\$ 46,350	\$ 40,000
Information Technology	\$ 1,125	\$ 656	\$ 469	\$ 1,125	\$ 1,500
Website Maintenance	\$ 750	\$ 438	\$ 313	\$ 750	\$ 1,200
Telephone	\$ 100	\$ -	\$ 42	\$ 42	\$ 100
Postage	\$ 1,250	\$ 303	\$ 521	\$ 824	\$ 1,250
Printing & Binding	\$ 1,000	\$ 161	\$ 417	\$ 577	\$ 1,000
Insurance	\$ 8,100	\$ 6,025	\$ -	\$ 6,025	\$ 6,778
Legal Advertising	\$ 2,500	\$ 1,432	\$ 1,042	\$ 2,474	\$ 2,500
Other Current Charges	\$ 2,400	\$ 1,154	\$ 1,000	\$ 2,154	\$ 2,400
Office Supplies	\$ 300	\$ 62	\$ 125	\$ 187	\$ 300
Property Appraiser	\$ 3,100	\$ -	\$ 3,100	\$ 3,100	\$ 3,100
Dues, Licenses & Subscriptions	\$ 175	\$ 175	\$ -	\$ 175	\$ 175
Total Administrative	\$ 129,919	\$ 64,854	\$ 51,220	\$ 116,074	\$ 118,378
<i>Operations & Maintenance</i>					
Field Services	\$ 10,300	\$ 6,008	\$ 4,292	\$ 10,300	\$ 10,300
Landscape Maintenance	\$ 61,713	\$ 33,401	\$ 24,159	\$ 57,560	\$ 63,882
Aquatic Control Maintenance	\$ 66,865	\$ 33,921	\$ 24,588	\$ 58,509	\$ 64,963
Aquatic Midge Maintenance	\$ 30,000	\$ 14,578	\$ 10,413	\$ 24,990	\$ 30,000
R&M Plant Replacement	\$ 3,000	\$ -	\$ 1,250	\$ 1,250	\$ 3,000
Storm Structure Repairs	\$ 10,000	\$ 2,225	\$ 4,167	\$ 6,392	\$ 10,000
Contingency	\$ 20,000	\$ 880	\$ 8,333	\$ 9,213	\$ 20,000
Capital Outlay	\$ 10,000	\$ -	\$ 4,167	\$ 4,167	\$ 10,000
Total Operations & Maintenance	\$ 211,878	\$ 91,013	\$ 81,369	\$ 172,381	\$ 212,144
Total Expenditures	\$ 341,797	\$ 155,867	\$ 132,589	\$ 288,456	\$ 330,522
Excess Revenues/(Expenditures)	\$ -	\$ 168,706	\$ (129,978)	\$ 38,728	\$ -

Net Assessments	\$ 291,294
Collection Cost (6%)	\$ 18,593
Gross Assessments	\$ 309,887

Property Type	Platted Units	Gross Per Unit	Gross Total
Single Family	1650	\$186.57	\$307,841
Recreational	11	\$186.57	\$2,052
	1661		\$309,893

Poinciana West

Community Development District

General Fund Budget

Revenues:

Special Assessments – Tax Collector

The District will levy a non-ad valorem assessment on all the assessable property within the District in order to pay for the operating expenditures during the fiscal year.

Interest

The District earns interest income on their operating accounts and other investments.

Expenditures:

Administrative:

Supervisors Fees

Chapter 190, Florida Statutes, allows for each Board member to receive \$200 per meeting, not to exceed \$4,800 per year paid to each Supervisor for the time devoted to District business and meetings. The amount is based on 5 supervisors attending 12 meetings during the fiscal year.

FICA Expense

Represents the Employer's share of Social Security and Medicare taxes withheld from Board of Supervisor checks.

Engineering

The District's engineer, GAI Consultants, Inc., will be providing general engineering services to the District, e.g. attendance and preparation for monthly board meetings, review of invoices and requisitions, preparation and review of contract specifications and bid documents, and various projects assigned as directed by the Board of Supervisors and the District Manager.

Attorney

The District's legal counsel, Clark & Albaugh, LLP, will be providing general legal services to the District, e.g. attendance and preparation for monthly meetings, preparation and review of agreements and resolutions, and other research assigned as directed by the Board of Supervisors and the District Manager.

Arbitrage

The District will contract with an independent certified public accountant to annually calculate the District's Arbitrage Rebate Liability on the Series 2017 R1 & R2 Special Assessment Refunding Bonds. The District has contracted with AMTEC for this service.

Dissemination

The District is required by the Security and Exchange Commission to comply with Rule 15c2-12(b)(5) which relates to additional reporting requirements for unrated bond issues.

Poinciana West Community Development District General Fund Budget

Annual Audit

The District is required by Florida Statutes to arrange for an independent audit of its financial records on an annual basis. The District has contracted with Berger, Toombs, Elam, Gaines & Frank for this service.

Trustee Fees

The District will pay annual trustee fees for the Series 2017 R-1 & R-2 Special Assessment Refunding Bonds that are deposited with a Trustee at USBank.

Assessment Administration

The District has contracted with Governmental Management Services-CF, LLC to levy and administer the collection of non-ad valorem assessment on all assessable property within the District.

Management Fees

The District has contracted with Governmental Management Services-Central Florida, LLC to provide Management, Accounting and Recording Secretary Services for the District. The services include, but not limited to, recording and transcription of board meetings, budget preparation, all financial reporting, annual audit, etc.

Information Technology

Represents costs related to the District's information systems, which include but are not limited to video conferencing services, cloud storage services and servers, security, accounting software, etc.

Website Maintenance

Represents the costs associated with monitoring and maintaining the District's website created in accordance with Chapter 189, Florida Statutes. These services include site performance assessments, security and firewall maintenance, updates, document uploads, hosting and domain renewals, website backups, etc.

Telephone

Telephone and fax machine.

Postage

The District incurs charges for mailing of agenda packages, overnight deliveries, checks for vendors and other required correspondence.

Printing & Binding

Printing and Binding agenda packages for board meetings, printing of computerized checks, stationary, envelopes etc.

Poinciana West Community Development District General Fund Budget

Insurance

The District's general liability and public officials liability insurance coverage is provided by Public Risk Insurance. Public Risk Insurance specializes in providing insurance coverage to governmental agencies.

Legal Advertising

The District is required to advertise various notices for monthly Board meetings, public hearings, etc in a newspaper of general circulation.

Other Current Charges

Represents any miscellaneous expenses incurred during the fiscal year such as bank fees, deposit slips, stop payments, etc.

Office Supplies

The District incurs charges for office supplies that need to be purchased during the fiscal year.

Property Appraiser

Represents a fee charged by Polk County Property Appraiser's office for assessment administration services.

Dues, Licenses & Subscriptions

The District is required to pay an annual fee to the Florida Department of Economic Opportunity for \$175. This is the only expense under this category for the District.

Operations & Maintenance:

Field Services

Provide onsite field management of contracts for the District such as landscape and lake maintenance. Services to include onsite inspections, meetings with contractors, monitoring of utility accounts, attend Board meetings and receive and respond to property owner phone calls and emails.

Landscape Maintenance

The District will maintain the lake bank maintenance that include mowing of no less than once every 7 days during the months of April 1st to October 31st and no less than once every 14 days from November 1st to March 31st. The District has contracted with Floralawn 2, LLC for this service.

Description	Monthly	Annual
Landscape Maintenance	\$4,832	\$57,983
5% Increase		\$2,899
Contingency		\$3,000
Total		\$63,882

Poinciana West Community Development District General Fund Budget

Aquatic Control Maintenance

Represents cost for maintenance to the ponds located within the District. Services include, but are not limited to, treatment removal and offsite disposal of nuisance vegetation and algae treatment. The District has contracted with Clarke Aquatic Services, Inc. for these services.

Description	Monthly	Annual
Aquatic Maintenance	\$4,918	\$59,012
5% Increase		\$2,951
Contingency		\$3,000
Total		\$64,963

Aquatic Midge Management

Represents costs for aquatic midge control (blind mosquitoes, weekly ATV aerosol & monthly aerial larva side.)

Description	Monthly	Annual
Aquatic Midge Control	\$2,083	\$24,990
5% Increase		\$1,250
Contingency		\$3,760
Total		\$30,000

R&M – Plant Replacement

Represents estimated cost for the replacement of aquatic plants and tree replacement around the ponds.

Storm Structure Repairs

Represents estimated repair and maintenance cost to the storm structures maintained by the District.

Contingency

Represents any additional field expense that may not have been provided for in the budget.

Capital Outlay

Represents estimated cost for any capital related projects.

Poinciana West Community Development District

Projected Fund Balance Analysis

FY 2022 Projected Ending Fund Balance

Actual Beginning Fund Balance	\$ 633,087
Less: cash to balance budget	\$ -
Plus: projected excess revenue	\$ 3,345
Projected Ending Fund Balance	\$ 636,432

FY 2023 Estimated Ending Fund Balance

Projected Beginning Fund Balance	\$ 636,432
Less: cash to balance budget	\$ (38,728)
Projected Ending Fund Balance	\$ 597,704

FY 2023 Estimated Reserves (Ending Fund Balance)

Operating Reserve (3 months)	\$ 82,631
Unreserved Fund Balance	\$ 515,073
	\$ 597,704

Poinciana West
Community Development District
Proposed Budget
Debt Service Fund

	Adopted Budget FY2022	Actuals Thru 4/30/22	Projected Next 5 Months	Total Projected 9/30/22	Proposed Budget FY2023
Revenues					
Assessments - Tax Collector	\$ 1,046,815	\$ 1,035,919	\$ 10,896	\$ 1,046,815	\$ 1,042,297
Assessments - Prepayments	\$ -	\$ 27,211	\$ -	\$ 27,211	\$ -
Interest	\$ -	\$ 31	\$ -	\$ 31	\$ -
Carry Forward Surplus	\$ 290,113	\$ 308,033	\$ -	\$ 308,033	\$ 341,197
Total Revenues	\$ 1,336,928	\$ 1,371,194	\$ 10,896	\$ 1,382,090	\$ 1,383,495
Expenditures					
Administrative					
Property Appraiser	\$ 11,200	\$ -	\$ 11,200	\$ 11,200	\$ 11,200
Series 2017 R-1					
Interest - 11/1	\$ 178,771	\$ 178,771	\$ -	\$ 178,771	\$ 171,789
Special Call - 11/1	\$ -	\$ 15,000	\$ -	\$ 15,000	\$ -
Principal - 5/1	\$ 425,000	\$ -	\$ 425,000	\$ 425,000	\$ 435,000
Interest - 5/1	\$ 178,771	\$ -	\$ 178,771	\$ 178,771	\$ 171,789
Series 2017 R-2					
Interest - 11/1	\$ 66,075	\$ 66,075	\$ -	\$ 66,075	\$ 62,272
Special Call - 11/1	\$ -	\$ 5,000	\$ -	\$ 5,000	\$ -
Principal - 5/1	\$ 95,000	\$ -	\$ 95,000	\$ 95,000	\$ 100,000
Interest - 5/1	\$ 66,075	\$ -	\$ 66,075	\$ 66,075	\$ 62,272
Total Expenditures	\$ 1,020,893	\$ 264,846	\$ 776,046	\$ 1,040,893	\$ 1,014,323
Excess Revenues/(Expenditures)	\$ 316,035	\$ 1,106,348	\$ (765,151)	\$ 341,197	\$ 369,172

Series 2017 R-1	
Interest - 11/1/23	\$164,993

Series 2017 R-2	
Interest - 11/1/23	\$59,584

Net Assessments	\$ 1,042,297
Collection Cost (6%)	\$ 66,530
Gross Assessments	\$ 1,108,827

Property Type	Platted Units	Gross Per Unit	Gross Total
Single Family	1604	\$686.58	\$1,101,274
Recreational	11	\$686.58	\$7,552
	1615		\$1,108,827

Poinciana West
Community Development District
Series 2017A-1 Special Assessment Refunding Bonds
Amortization Schedule

Date	Balance	Prinicipal	Interest	Total
11/01/22	\$ 8,630,000.00	\$ -	\$ 171,789.38	\$ 171,789.38
05/01/23	\$ 8,630,000.00	\$ 435,000.00	\$ 171,789.38	
11/01/23	\$ 8,195,000.00	\$ -	\$ 164,992.50	\$ 771,781.88
05/01/24	\$ 8,195,000.00	\$ 450,000.00	\$ 164,992.50	
11/01/24	\$ 7,745,000.00	\$ -	\$ 157,680.00	\$ 772,672.50
05/01/25	\$ 7,745,000.00	\$ 465,000.00	\$ 157,680.00	
11/01/25	\$ 7,280,000.00	\$ -	\$ 149,542.50	\$ 772,222.50
05/01/26	\$ 7,280,000.00	\$ 485,000.00	\$ 149,542.50	
11/01/26	\$ 6,795,000.00	\$ -	\$ 140,812.50	\$ 775,355.00
05/01/27	\$ 6,795,000.00	\$ 500,000.00	\$ 140,812.50	
11/01/27	\$ 6,295,000.00	\$ -	\$ 131,562.50	\$ 772,375.00
05/01/28	\$ 6,295,000.00	\$ 520,000.00	\$ 131,562.50	
11/01/28	\$ 5,775,000.00	\$ -	\$ 121,812.50	\$ 773,375.00
05/01/29	\$ 5,775,000.00	\$ 540,000.00	\$ 121,812.50	
11/01/29	\$ 5,235,000.00	\$ -	\$ 111,012.50	\$ 772,825.00
05/01/30	\$ 5,235,000.00	\$ 565,000.00	\$ 111,012.50	
11/01/30	\$ 4,670,000.00	\$ -	\$ 99,359.38	\$ 775,371.88
05/01/31	\$ 4,670,000.00	\$ 585,000.00	\$ 99,359.38	
11/01/31	\$ 4,085,000.00	\$ -	\$ 87,293.75	\$ 771,653.13
05/01/32	\$ 4,085,000.00	\$ 610,000.00	\$ 87,293.75	
11/01/32	\$ 3,475,000.00	\$ -	\$ 74,712.50	\$ 772,006.25
05/01/33	\$ 3,475,000.00	\$ 635,000.00	\$ 74,712.50	
11/01/33	\$ 2,840,000.00	\$ -	\$ 61,060.00	\$ 770,772.50
05/01/34	\$ 2,840,000.00	\$ 665,000.00	\$ 61,060.00	
11/01/34	\$ 2,175,000.00	\$ -	\$ 46,762.50	\$ 772,822.50
05/01/35	\$ 2,175,000.00	\$ 695,000.00	\$ 46,762.50	
11/01/35	\$ 1,480,000.00	\$ -	\$ 31,820.00	\$ 773,582.50
05/01/36	\$ 1,480,000.00	\$ 725,000.00	\$ 31,820.00	
11/01/36	\$ 755,000.00	\$ -	\$ 16,232.50	\$ 773,052.50
05/01/37	\$ 755,000.00	\$ 755,000.00	\$ 16,232.50	\$ 771,232.50
		\$ 8,630,000.00	\$ 3,132,890.00	\$ 11,762,890.00

Poinciana West
Community Development District
Series 2017A-2 Special Assessment Refunding Bonds
Amortization Schedule

Date	Balance	Principal	Interest	Total
11/01/22	\$ 2,240,000.00	\$ -	\$ 62,271.88	\$ 62,271.88
05/01/23	\$ 2,240,000.00	\$ 100,000.00	\$ 62,271.88	
11/01/23	\$ 2,140,000.00	\$ -	\$ 59,584.38	\$ 221,856.25
05/01/24	\$ 2,140,000.00	\$ 105,000.00	\$ 59,584.38	
11/01/24	\$ 2,035,000.00	\$ -	\$ 56,762.50	\$ 221,346.88
05/01/25	\$ 2,035,000.00	\$ 110,000.00	\$ 56,762.50	
11/01/25	\$ 1,925,000.00	\$ -	\$ 53,806.25	\$ 220,568.75
05/01/26	\$ 1,925,000.00	\$ 115,000.00	\$ 53,806.25	
11/01/26	\$ 1,810,000.00	\$ -	\$ 50,715.63	\$ 219,521.88
05/01/27	\$ 1,810,000.00	\$ 125,000.00	\$ 50,715.63	
11/01/27	\$ 1,685,000.00	\$ -	\$ 47,356.25	\$ 223,071.88
05/01/28	\$ 1,685,000.00	\$ 130,000.00	\$ 47,356.25	
11/01/28	\$ 1,555,000.00	\$ -	\$ 43,862.50	\$ 221,218.75
05/01/29	\$ 1,555,000.00	\$ 135,000.00	\$ 43,862.50	
11/01/29	\$ 1,420,000.00	\$ -	\$ 40,234.38	\$ 219,096.88
05/01/30	\$ 1,420,000.00	\$ 145,000.00	\$ 40,234.38	
11/01/30	\$ 1,275,000.00	\$ -	\$ 36,337.50	\$ 221,571.88
05/01/31	\$ 1,275,000.00	\$ 155,000.00	\$ 36,337.50	
11/01/31	\$ 1,120,000.00	\$ -	\$ 31,920.00	\$ 223,257.50
05/01/32	\$ 1,120,000.00	\$ 160,000.00	\$ 31,920.00	
11/01/32	\$ 960,000.00	\$ -	\$ 27,360.00	\$ 219,280.00
05/01/33	\$ 960,000.00	\$ 170,000.00	\$ 27,360.00	
11/01/33	\$ 790,000.00	\$ -	\$ 22,515.00	\$ 219,875.00
05/01/34	\$ 790,000.00	\$ 180,000.00	\$ 22,515.00	
11/01/34	\$ 610,000.00	\$ -	\$ 17,385.00	\$ 219,900.00
05/01/35	\$ 610,000.00	\$ 190,000.00	\$ 17,385.00	
11/01/35	\$ 420,000.00	\$ -	\$ 11,970.00	\$ 219,355.00
05/01/36	\$ 420,000.00	\$ 205,000.00	\$ 11,970.00	
11/01/36	\$ 215,000.00	\$ -	\$ 6,127.50	\$ 223,097.50
05/01/37	\$ 215,000.00	\$ 215,000.00	\$ 6,127.50	\$ 221,127.50
		\$ 2,240,000.00	\$ 1,136,417.50	\$ 3,376,417.50

SECTION VII



CLARK & ALBAUGH, LLP

SCOTT D. CLARK, ESQ.

May 4, 2022

Poinciana West Community Development District
6200 Lee Vista Blvd., Suite 300
Orlando, FL 32822

Re: Fee rates beginning 10/1/2022

Dear Sirs:

With this letter, I am requesting an adjustment in the firm's hourly rates for the fiscal year that starts October 1, 2022. Our new rate for attorney services will be \$310.00 per hour.

We consider such rate increases carefully and do not automatically increase them yearly. The rate you were previously charged has been in force for at least four years, and this increase is just eight percent. We believe that the new rate is in line with, or below, prevailing rates for attorneys of similar experience. In general, our firm expenses continue to increase at a rate greater than our hourly rate increases. We will continue our policy not to charge for routine postage, photocopies, facsimiles or long distance, unless the charges are significant. We never apply an upcharge or administrative fee to any costs that we bill.

In the event that you wish to discuss this matter, I will be happy to do so. I appreciate the confidence the Board has given me in the past, and look forward to working together in the future.

Sincerely,

Scott D. Clark
Managing Partner

SECTION VIII

Part 5.0 The current and projected cost of providing services calculated in 5-year increments (Section 403.9302(3)(d), F.S.)

Given the volume of services, jurisdictions should use the template's service groupings rather than reporting the current and projected cost of each individual service. Therefore, for the purposes of this document, "services" means:

1. Routine operation and maintenance (inclusive of the items listed in Part 1.3 of this document, ongoing administration, and non-structural programs)
2. Expansion (that is, improvement) of a stormwater management system.

Expansion means new work, new projects, retrofitting, and significant upgrades. Within the template, there are four categories of expansion projects.

1. Flood protection, addressed in parts 5.2 and 5.3... this includes capital projects intended for flood protection/flood abatement
2. Water quality, addressed in part 5.2 and 5.3... this includes stormwater projects related to water quality improvement, such as BMPs; projects to benefit natural systems through restoration or enhancement; and stormwater initiatives that are part of aquifer recharge projects
3. Resiliency, addressed in part 5.4... this includes all major stormwater initiatives that are developed specifically to address the effects of climate change, such as sea level rise and increased flood events
4. End of useful life replacement projects, addressed in part 6.0... this includes major expenses associated with the replacement of aging infrastructure

While numbers 3 and 4 have components that would otherwise fit into the first two categories, they are separately treated given their overall importance to the Legislature and other policymakers.

Expansion projects are further characterized as currently having either a committed funding source or no identified funding source. Examples of a committed funding source include the capacity to absorb the project's capital cost within current budget levels or forecasted revenue growth; financing that is underway or anticipated (bond or loan); known state or federal funding (appropriation or grant); special assessment; or dedicated cash reserves for future expenditure.

All answers should be based on local fiscal years (LFY, beginning October 1 and running through September 30). Please use nominal dollars for each year, but include any expected cost increases for inflation or population growth. Please check the EDR website for optional growth rate schedules that may be helpful.

If you have more than 5 projects in a particular category, please use the "Additional Projects" tab. There, you can use dropdown lists to choose the project category and whether there is a committed funding source, then enter the project name and expenditure amounts.

Part 5.1 Routine Operation and Maintenance

Please complete the table below, indicating the cost of operation and maintenance activities for the current year and subsequent five-year increments throughout the 20-year horizon. Your response to this part should exclude future initiatives associated with resiliency or major expenses associated with the replacement of aging infrastructure; these activities are addressed in subparts 5.4 and 6.0. However, do include non-structural programs like public outreach and education in this category.

If specific cost data is not yet available for the current year, the most recent (2020-21) O&M value can be input into the optional growth rate schedules (available on EDR's website as an Excel workbook). The most recent O&M value can be grown using the provided options for inflation, population growth, or some other metric of your choosing. If the growth in your projected total O&M costs is more than 15% over any five-year increment, please provide a brief explanation of the major drivers.

Routine Operation and Maintenance

	Expenditures (in \$thousands)					
	LFY 2021-2022	2022-23 to 2026-27	2027-28 to 2031-32	2032-33 to 2036-37	2037-38 to 2041-42	
Operation and Maintenance Costs	211	1,166	1,282	1,310	1,441	
Brief description of growth greater than 15% over any 5-year period:						

--

Part 5.2 Future Expansion (Committed Funding Source)

Please list expansion projects and their associated costs for the current year and subsequent five-year increments throughout the 20-year planning horizon. In this section, include stormwater system expansion projects or portions of projects with a committed funding source. If you include a portion of a project that is not fully funded, the project's remaining cost must be included in part 5.3, Expansion Projects with No Identified Funding Source.

Though many, if not most, stormwater projects benefit both flood protection and water quality, please use your best judgment to either allocate costs or simply select the primary purpose from the two categories below.

5.2.1 Flood Protection (Committed Funding Source): Provide a list of all scheduled new work, retrofitting and upgrades related to flood protection/flood abatement. Include infrastructure such as storage basins, piping and other conveyances, land purchases for stormwater projects, etc. Also include major hardware purchases such as vactor/jet trucks.

5.2.2 Water Quality Projects (Committed Funding Source): Please provide a list of scheduled water quality projects in your jurisdiction, such as treatment basins, alum injection systems, green infrastructure, water quality retrofits, etc., that have a direct stormwater component. The projected expenditures should reflect only those costs.

- If you are party to an adopted BMAP, please include the capital projects associated with stormwater in this table. Include BMAP project number, cost to your jurisdiction, and year(s) that capital improvement costs are to be incurred. For reference, DEP publishes a complete list of adopted BMAP projects as an appendix in their Annual STAR Report.

Expansion Projects with a Committed Funding Source

5.2.1 Flood Protection

Project Name	LFY 2021-2022	Expenditures (in \$thousands)			
		2022-23 to 2026-27	2027-28 to 2031-32	2032-33 to 2036-37	2037-38 to 2041-42
None					

5.2.2 Water Quality

Project Name (or, if applicable, BMAP Project Number or ProjID)	LFY 2021-2022	Expenditures (in \$thousands)			
		2022-23 to 2026-27	2027-28 to 2031-32	2032-33 to 2036-37	2037-38 to 2041-42
None					

Part 5.3 Future Expansion with No Identified Funding Source

Please provide a list of known expansion projects or anticipated need(s) without formal funding commitments(s), formal pledges, or obligations. If you included a portion of a project that was partially covered by a committed source in part 5.2 above, list the projects and their remaining costs below.

5.3.1.1 Future Flood Protection with No Identified Funding Source: Please provide a list of future flood protection/flood abatement projects, associated land purchases, or major hardware purchases that are needed in your jurisdiction over the next 20 years. Future needs may be based on Master Plans, Comprehensive Plan Elements, Water Control Plans, areas of frequent flooding, hydrologic and hydraulic modeling, public safety, increased frequency of maintenance, desired level of service, flooding complaints, etc.

5.3.2 Future Water Quality Projects with no Identified Funding Source: Please provide a list of future stormwater projects needed in your jurisdiction over the next 20 years that are primarily related to water quality issues. Future needs may be based on proximity to impaired waters or waters with total maximum daily loads (TMDLs), BMAPs, state adopted Restoration Plans, Alternative Restoration Plans, or other local water quality needs.

- If you are party to an adopted BMAP, please list capital projects associated with stormwater. Include BMAP project number, cost to your jurisdiction, and year(s) that capital improvement costs are to be incurred.
- List other future water quality projects, including those in support of local water quality goals as well as those identified in proposed (but not yet adopted) BMAPs.

Expansion Projects with No Identified Funding Source

5.3.1 Flood Protection

Project Name	LFY 2021-2022	Expenditures (in \$thousands)			
		2022-23 to 2026-27	2027-28 to 2031-32	2032-33 to 2036-37	2037-38 to 2041-42
None					

5.3.2 Water Quality

Project Name (or, if applicable, BMAP Project Number or ProjID)	LFY 2021-2022	Expenditures (in \$thousands)			
		2022-23 to 2026-27	2027-28 to 2031-32	2032-33 to 2036-37	2037-38 to 2041-42
None					

Please indicate which resources or documents you used to complete table 5.3 (check all that apply).

Stormwater Master Plan
 Basin Studies or Engineering Reports
 Adopted BMAP
 Adopted Total Maximum Daily Load
 Regional or Basin-specific Water Quality Improvement Plan or Restoration Plan
 Other(s): Specify:

Part 5.4 Stormwater projects that are part of resiliency initiatives related to climate change

Please list any stormwater infrastructure relocation or modification projects and new capital investments specifically needed due to sea level rise, increased flood events, or other adverse effects of climate change. When aggregating, include O&M costs for these future resiliency projects and investments in this table (not in part 5.1). If your jurisdiction participates in a Local Mitigation Strategy (LMS), also include the expenditures associated with your stormwater management system in this category (for example, costs identified on an LMS project list).

Project Name	Expenditures (in \$thousands)			
	LFY 2021-2022	2022-23 to 2026-27	2027-28 to 2031-32	2032-33 to 2041-42
None				

Project Name	Expenditures (in \$thousands)			
	LFY 2021-2022	2022-23 to 2026-27	2027-28 to 2031-32	2032-33 to 2041-42
None				

- Has a vulnerability assessment been completed for your jurisdiction's storm water system?
 If no, how many facilities have been assessed? No
- Does your jurisdiction have a long-range resiliency plan of 20 years or more?
 If yes, please provide a link if available: No
- If no, is a planning effort currently underway?

Part 6.0 The estimated remaining useful life of each facility or its major components (Section 403.9302(3)(e), F.S.)

Rather than reporting the exact number of useful years remaining for individual components, this section is constructed to focus on infrastructure components that are targeted for replacement and will be major expenses within the 20-year time horizon. Major replacements include culverts and pipe networks, control structures, pump stations, physical/biological filter media, etc. Further, the costs of retrofitting when used in lieu of replacement (such as slip lining) should be included in this part. Finally, for the purposes of this document, it is assumed that open storage and conveyance systems are maintained (as opposed to replaced) and have an unlimited service life.

In order to distinguish between routine maintenance projects and the replacement projects to be included in this part, only major expenses are included here. A major expense is defined as any single replacement project greater than 5% of the jurisdiction's total O&M expenditures over the most recent five-year period (such as a project in late 2021 costing more than 5% of the O&M expenditures for fiscal years 2016-2017 to 2020-2021).

If you have more than 5 projects in a particular category, please use the "Additional Projects" tab. There, you can use dropdown lists to choose the project category and whether there is a committed funding source, then enter the project name and expenditure amounts.

End of Useful Life Replacement Projects with a Committed Funding Source

Project Name	Expenditures (in \$thousands)			
	LFY 2021-2022	2022-23 to 2026-27	2027-28 to 2031-32	2032-33 to 2041-42
None				

End of Useful Life Replacement Projects with No Identified Funding Source

Project Name	Expenditures (in \$thousands)			
	LFY 2021-2022	2022-23 to 2026-27	2027-28 to 2031-32	2032-33 to 2041-42
None				

Part 7.0 The most recent 5-year history of annual contributions to, expenditures from, and balances of any capital account for maintenance or expansion of any facility or its major components. (Section 403.9302(3)(f), F.S.)

This part of the template also addresses a portion of s. 403.9302(3)(g), F.S., by including historical expenditures. Many local governments refer to these as "actual" expenditures. Consistent with expenditure projections, the jurisdiction's actual expenditures are categorized into routine O&M, expansion, resiliency projects, and replacement of aging infrastructure. Additionally, the table includes space for reserve accounts. EDR's interpretation of subparagraph 403.9302(3)(f), F.S., is that "capital account" refers to any reserve account developed specifically to cover future expenditures.

Note that for this table:

- Expenditures for local fiscal year 2020-21 can be estimated based on the most current information if final data is not yet available.
- Current Year Revenues include tax and fee collections budgeted for that fiscal year as well as unexpended balances from the prior year (balance forward or carry-over) unless they are earmarked for the rainy day or a dedicated reserve as explained in the following bullets.
- Bond proceeds should reflect only the amount expended in the given year.
- A reserve is a dedicated account to accumulate funds for a specific future expenditure.
- An all-purpose rainy day fund is a type of working capital fund typically used to address costs associated with emergencies or unplanned events.

The sum of the values reported in the "Funding Sources for Actual Expenditures" columns should equal the total "Actual Expenditures" amount. The cells in the "Funding Sources for Actual Expenditures" section will be highlighted red if their sum does not equal the "Actual Expenditures" total.

If you do not have a formal reserve dedicated to your stormwater system, please enter zero for the final two reserve columns.

Routine O&M

	Total	Funding Sources for Actual Expenditures					Contributions to Reserve Account	Balance of Reserve Account
		Amount Drawn from Current Year Revenues	Amount Drawn from Bond Proceeds	Amount Drawn from Dedicated Reserve	Amount Drawn from All-Purpose Rainy Day Fund			
2016-17								
	75,800							
2017-18	118,273							
2018-19	121,365							
2019-20	162,644							
2020-21	151,712							

Expansion

	Total	Funding Sources for Actual Expenditures					Contributions to Reserve Account	Balance of Reserve Account
		Amount Drawn from Current Year Revenues	Amount Drawn from Bond Proceeds	Amount Drawn from Dedicated Reserve	Amount Drawn from All-Purpose Rainy Day Fund			
2016-17	None							
2017-18	None							
2018-19	None							
2019-20	None							
2020-21	None							

Resiliency

	Total	Funding Sources for Actual Expenditures					Contributions to Reserve Account	Balance of Reserve Account
		Amount Drawn from Current Year Revenues	Amount Drawn from Bond Proceeds	Amount Drawn from Dedicated Reserve	Amount Drawn from All-Purpose Rainy Day Fund			
2016-17	None							
2017-18	None							
2018-19	None							
2019-20	None							
2020-21	None							

Replacement of Aging Infrastructure

	Total	Funding Sources for Actual Expenditures					Contributions to Reserve Account	Balance of Reserve Account
		Amount Drawn from Current Year Revenues	Amount Drawn from Bond Proceeds	Amount Drawn from Dedicated Reserve	Amount Drawn from All-Purpose Rainy Day Fund			
2016-17	None							
2017-18	None							
2018-19	None							
2019-20	None							
2020-21	None							

Part 8.0 The local government's plan to fund the maintenance or expansion of any facility or its major components. The plan must include historical and estimated future revenues and expenditures with an evaluation of how the local government expects to close any projected funding gap (Section 403.9302(3)(g), F.S.)

In this template, the historical data deemed necessary to comply with s. 403.9302(3)(g), F.S., was included in part 7.0. This part is forward looking and includes a funding gap calculation. The first two tables will be auto-filled from the data you reported in prior tables. To do this, EDR will rely on this template's working definition of projects with committed funding sources, *i.e.*, EDR assumes that all committed projects have committed revenues. Those projects with no identified funding source are considered to be unfunded. EDR has automated the calculation of projected funding gaps based on these assumptions.

Committed Funding Source	2022-23 to 2026-27	2027-28 to 2031-32	2032-33 to 2036-37	2037-38 to 2041-42
Maintenance	1,166	1,282	1,310	1,441
Expansion	0	0	0	0
Resiliency	0	0	0	0
Replacement/Aging Infrastructure	0	0	0	0
Total Committed Revenues (=Total Committed Projects)	1,166	1,282	1,310	1,441

No Identified Funding Source	2022-23 to 2026-27	2027-28 to 2031-32	2032-33 to 2036-37	2037-38 to 2041-42
Maintenance	0	0	0	0
Expansion	0	0	0	0
Resiliency	0	0	0	0
Replacement/Aging Infrastructure	0	0	0	0
Projected Funding Gap (=Total Non-Committed Needs)	0	0	0	0

For any specific strategies that will close or lessen a projected funding gap, please list them in the table below. For each strategy, also include the expected new revenue within the five-year increments.

Strategies for New Funding Sources	2022-23 to 2026-27	2027-28 to 2031-32	2032-33 to 2036-37	2037-38 to 2041-42
Total	0	0	0	0
Remaining Unfunded Needs	0	0	0	0

Background Information

Please provide your contact and location information, then proceed to the template on the next sheet.

Name of Local Government:	Poinciana West Community Development District (PW/CDD)
Name of stormwater utility, if applicable:	N/A
Contact Person	
Name:	Peggy Gregory
Position/Title:	Chairman
Email Address:	pgregpwddd@yahoo.com
Phone Number:	314.583.2812

Indicate the Water Management District(s) in which your service area is located.

<input type="checkbox"/>	Northwest Florida Water Management District (NWF/WMD)
<input type="checkbox"/>	Suwannee River Water Management District (SR/WMD)
<input type="checkbox"/>	St. Johns River Water Management District (SJR/WMD)
<input type="checkbox"/>	Southwest Florida Water Management District (SWF/WMD)
<input checked="" type="checkbox"/>	South Florida Water Management District (SF/WMD)

Indicate the type of local government:

<input type="checkbox"/>	Municipality
<input type="checkbox"/>	County
<input checked="" type="checkbox"/>	Independent Special District

Part 1.0 Detailed description of the stormwater management program (Section 403.9302(3)(a), F.S.)

The stormwater management program, as defined in the Introduction, includes those activities associated with the management, operation and maintenance, and control of stormwater and stormwater management systems, including activities required by state and federal law. The detailed program description is divided into multiple subparts consisting of narrative and data fields.

Part 1.1 Narrative Description:

Please provide a brief description of the current institutional strategy for managing stormwater in your jurisdiction. Please include any mission statement, divisions or departments dedicated solely or partly to managing stormwater, dedicated funding sources, and other information that best describes your approach to stormwater:

PWCDD's responsibility is ownership and maintenance of the stormwater system. The PWCDD operates with a Board of Supervisors and staff hired to support the District's needs. The PWCDD has an annual budget established which consists of administrative and operations and maintenance. Funding for the budget is an annual assessment to the homeowners within the PWCDD.

On a scale of 1 to 5, with 5 being the highest, please indicate the importance of each of the following goals for your program:					
0	1	2	3	4	5
<input type="checkbox"/>	<input type="checkbox"/>	<input type="checkbox"/>	<input type="checkbox"/>	<input type="checkbox"/>	<input checked="" type="checkbox"/>
Drainage & flood abatement (such as flooding events associated with rainfall and hurricanes)					
<input type="checkbox"/>	<input type="checkbox"/>	<input type="checkbox"/>	<input type="checkbox"/>	<input type="checkbox"/>	<input checked="" type="checkbox"/>
Water quality improvement (TMDL Process/BMAPs/other)					
<input type="checkbox"/>	<input checked="" type="checkbox"/>	<input type="checkbox"/>	<input type="checkbox"/>	<input type="checkbox"/>	<input type="checkbox"/>
Reduce vulnerability to adverse impacts from flooding related to increases in frequency and duration of rainfall events, storm surge and sea level rise					
Other:					
<input type="checkbox"/>	<input type="checkbox"/>	<input type="checkbox"/>	<input type="checkbox"/>	<input type="checkbox"/>	<input type="checkbox"/>
<input type="checkbox"/>	<input type="checkbox"/>	<input type="checkbox"/>	<input type="checkbox"/>	<input type="checkbox"/>	<input type="checkbox"/>
<input type="checkbox"/>	<input type="checkbox"/>	<input type="checkbox"/>	<input type="checkbox"/>	<input type="checkbox"/>	<input type="checkbox"/>
<input type="checkbox"/>	<input type="checkbox"/>	<input type="checkbox"/>	<input type="checkbox"/>	<input type="checkbox"/>	<input type="checkbox"/>

Part 1.2 Current Stormwater Program Activities:

Please provide answers to the following questions regarding your stormwater management program.

- Does your jurisdiction have an NPDES Municipal Separate Storm Sewer System (MS4) Permit?
 - If yes, is your jurisdiction regulated under Phase I or Phase II of the NPDES Program:
 - Does your jurisdiction have a dedicated stormwater utility?
 - If no, do you have another funding mechanism?
- If yes, please describe your funding mechanism.
-
- Annual assessment to the landowners within the PWCDD.
- Does your jurisdiction have a Stormwater Master Plan or Plans?
- If Yes:
- How many years does the plan(s) cover?

Are there any unique features or limitations that are necessary to understand what the plan does or does not address?

Please provide a link to the most recently adopted version of the document (if it is published online):

● Does your jurisdiction have an asset management (AM) system for stormwater infrastructure? No

If Yes, does it include 100% of your facilities?

If your AM includes less than 100% of your facilities, approximately what percent of your facilities are included?

● Does your stormwater management program implement the following (answer Yes/No):

A construction sediment and erosion control program for new construction (plans review and/or inspection)?	No
An illicit discharge inspection and elimination program?	No
A public education program?	Yes
A program to involve the public regarding stormwater issues?	Yes
A "housekeeping" program for managing stormwater associated with vehicle maintenance yards, chemical storage, fertilizer management, etc. ?	Yes
A stormwater ordinance compliance program (i.e., for low phosphorus fertilizer)?	No
Water quality or stream gage monitoring?	No
A geospatial data or other mapping system to locate stormwater infrastructure (GIS, etc.)?	No
A system for managing stormwater complaints?	No
Other specific activities?	Yes

Notes or Comments on any of the above:

No new construction.

Part 1.3 Current Stormwater Program Operation and Maintenance Activities

Please provide answers to the following questions regarding the operation and maintenance activities undertaken by your stormwater management program.

Does your jurisdiction typically assume maintenance responsibility for stormwater systems associated with new private development (i.e., systems that are dedicated to public ownership and/or operation upon completion)?

Yes

Notes or Comments on the above:

Approacjing build out.

- Does your stormwater operation and maintenance program implement any of the following (answer Yes/No):

Routine mowing of turf associated with stormwater ponds, swales, canal/lake banks, etc. ?	Yes
Debris and trash removal from pond skimmers, inlet grates, ditches, etc. ?	Yes
Invasive plant management associated with stormwater infrastructure?	Yes
Ditch cleaning?	Yes
Sediment removal from the stormwater system (vacator trucks, other)?	No
Muck removal (dredging legacy pollutants from water bodies, canal, etc.)?	No
Street sweeping?	Yes
Pump and mechanical maintenance for trash pumps, flood pumps, alum injection, etc. ?	No
Non-structural programs like public outreach and education?	Yes
Other specific routine activities?	

Part 2. Detailed description of the stormwater management system and its facilities and projects (continued Section 403.9302(3)(a), F.S.)

A stormwater management system, as defined in the Introduction, includes the entire set of site design features and structural infrastructure for collection, conveyance, storage, infiltration, treatment, and disposal of stormwater. It may include drainage improvements and measures to prevent streambank channel erosion and habitat degradation. This section asks for a summary description of your stormwater management system. It is not necessary to provide geospatial asset data or a detailed inventory. For some, it may be possible to gather the required data from your Asset Management (AM) system. For others, data may be gathered from sources such as an MSA permit application, aerial photos, past or ongoing budget investments, water quality projects, or any other system of data storage/management that is employed by the jurisdiction.

Please provide answers to the following questions regarding your stormwater system inventory. Enter zero (0) if your system does not include the component.

Number	Unit of Measurement

Estimated feet or miles of buried culvert:	46,000.00	Feet
Estimated feet or miles of open ditches/conveyances (lined and unlined) that are maintained by the stormwater program:	5,900.00	Feet
Estimated number of storage or treatment basins (i.e., wet or dry ponds):	28	
Estimated number of gross pollutant separators including engineered sediment traps such as baffle boxes, hydrodynamic separators, etc.:	0	
Number of chemical treatment systems (e.g., alum or polymer injection):	0	
Number of stormwater pump stations:	0	
Number of dynamic water level control structures (e.g., operable gates and weirs that control canal water levels):	0	
Number of stormwater treatment wetland systems:	0	
Other:		

Notes or Comments on any of the above:

Which of the following green infrastructure best management practices do you use to manage water flow and/or improve water quality (answer Yes/No):

Best Management Practice	Current	Planned
Tree boxes	no	no
Rain gardens	no	no
Green roofs	no	no
Pervious pavement/pavers	no	no
Littoral zone plantings	yes	yes
Living shorelines	no	no
Other Best Management Practices:		

Please indicate which resources or documents you used when answering these questions (check all that apply).

<input type="checkbox"/>	Asset management system
<input type="checkbox"/>	GIS program
<input type="checkbox"/>	MS4 permit application
<input checked="" type="checkbox"/>	Aerial photos
<input checked="" type="checkbox"/>	Past or ongoing budget investments
<input type="checkbox"/>	Water quality projects
Other(s):	

Part 3. The number of current and projected residents served calculated in 5-year increments (Section 403.9302(3)(b), F.S.)

Counties and municipalities: Instead of requiring separate population projections, EDR will calculate the appropriate population estimates for each municipality or the unincorporated area of the county. If your service area is less than or more than your local government's population, please describe in the first text box provided below for part 4.0.

Independent Special Districts:

If an independent special district's boundaries are completely aligned with a county or a municipality, identify that jurisdiction here:

Any independent special district whose boundaries do not coincide with a county or municipality must submit a GIS shapefile with the current and projected service area. EDR will calculate the appropriate population estimates based on that map. Submission of this shapefile also serves to complete Part 4.0 of this template.

Part 4.0 The current and projected service area for the stormwater management program or stormwater management system (Section 403.9302(3)(c), F.S.)

Rather than providing detailed legal descriptions or maps, this part of the template is exception-based. In this regard, if the stormwater service area is less than or extends beyond the geographic limits of your jurisdiction, please explain.

Not beyond limits

Similarly, if your service area is expected to change within the 20-year horizon, please describe the changes (e.g., the expiration of an interlocal agreement, introduction of an independent special district, etc.).

None

[Proceed to Part 5](#)

Part 5.0 The current and projected cost of providing services calculated in 5-year increments (Section 403.9302(3)(d), F.S.)

Given the volume of services, jurisdictions should use the template's service groupings rather than reporting the current and projected cost of each individual service. Therefore, for the purposes of this document, "services" means:

1. Routine operation and maintenance (inclusive of the items listed in Part 1.3 of this document, ongoing administration, and non-structural programs)
2. Expansion (that is, improvement) of a stormwater management system.

Expansion means new work, new projects, retrofitting, and significant upgrades. Within the template, there are four categories of expansion projects.

1. Flood protection, addressed in parts 5.2 and 5.3... this includes capital projects intended for flood protection/flood abatement
2. Water quality, addressed in part 5.2 and 5.3... this includes stormwater projects related to water quality improvement, such as BMPs; projects to benefit natural systems through restoration or enhancement; and stormwater initiatives that are part of aquifer recharge projects
3. Resiliency, addressed in part 5.4... this includes all major stormwater initiatives that are developed specifically to address the effects of climate change, such as sea level rise and increased flood events
4. End of useful life replacement projects, addressed in part 6.0... this includes major expenses associated with the replacement of aging infrastructure

While numbers 3 and 4 have components that would otherwise fit into the first two categories, they are separately treated given their overall importance to the Legislature and other policymakers.

Expansion projects are further characterized as currently having either a committed funding source or no identified funding source. Examples of a committed funding source include the capacity to absorb the project's capital cost within current budget levels or forecasted revenue growth; financing that is underway or anticipated (bond or loan); known state or federal funding (appropriation or grant); special assessment; or dedicated cash reserves for future expenditure.

All answers should be based on local fiscal years (LFY, beginning October 1 and running through September 30). Please use nominal dollars for each year, but include any expected cost increases for inflation or population growth. Please check the EDR website for optional growth rate schedules that may be helpful.

If you have more than 5 projects in a particular category, please use the "Additional Projects" tab. There, you can use dropdown lists to choose the project category and whether there is a committed funding source, then enter the project name and expenditure amounts.

Part 5.1 Routine Operation and Maintenance

Please complete the table below, indicating the cost of operation and maintenance activities for the current year and subsequent five-year increments throughout the 20-year horizon. Your response to this part should exclude future initiatives associated with resiliency or major expenses associated with the replacement of aging infrastructure; these activities are addressed in subparts 5.4 and 6.0. However, do include non-structural programs like public outreach and education in this category.

If specific cost data is not yet available for the current year, the most recent (2020-21) O&M value can be input into the optional growth rate schedules (available on EDR's website as an Excel workbook). The most recent O&M value can be grown using the provided options for inflation, population growth, or some other metric of your choosing. If the growth in your projected total O&M costs is more than 15% over any five-year increment, please provide a brief explanation of the major drivers.

Routine Operation and Maintenance

	Expenditures (in \$thousands)					
	LFY 2021-2022	2022-23 to 2026-27	2027-28 to 2031-32	2032-33 to 2036-37	2037-38 to 2041-42	
Operation and Maintenance Costs	211	1,166	1,282	1,310	1,441	
Brief description of growth greater than 15% over any 5-year period:						

Part 5.2 Future Expansion (Committed Funding Source)

Please list expansion projects and their associated costs for the current year and subsequent five-year increments throughout the 20-year planning horizon. In this section, include stormwater system expansion projects or portions of projects with a committed funding source. If you include a portion of a project that is not fully funded, the project's remaining cost must be included in part 5.3, Expansion Projects with No Identified Funding Source.

Though many, if not most, stormwater projects benefit both flood protection and water quality, please use your best judgment to either allocate costs or simply select the primary purpose from the two categories below.

5.2.1 Flood Protection (Committed Funding Source): Provide a list of all scheduled new work, retrofitting and upgrades related to flood protection/flood abatement. Include infrastructure such as storage basins, piping and other conveyances, land purchases for stormwater projects, etc. Also include major hardware purchases such as vactor/jet trucks.

5.2.2 Water Quality Projects (Committed Funding Source): Please provide a list of scheduled water quality projects in your jurisdiction, such as treatment basins, alum injection systems, green infrastructure, water quality retrofits, etc., that have a direct stormwater component. The projected expenditures should reflect only those costs.

- If you are party to an adopted BMAP, please include the capital projects associated with stormwater in this table. Include BMAP project number, cost to your jurisdiction, and year(s) that capital improvement costs are to be incurred. For reference, DEP publishes a complete list of adopted BMAP projects as an appendix in their Annual STAR Report.

Expansion Projects with a Committed Funding Source

5.2.1 Flood Protection

Project Name	LFY 2021-2022	Expenditures (in \$thousands)			
		2022-23 to 2026-27	2027-28 to 2031-32	2032-33 to 2036-37	2037-38 to 2041-42
None					

5.2.2 Water Quality

Project Name (or, if applicable, BMAP Project Number or ProjID)	LFY 2021-2022	Expenditures (in \$thousands)			
		2022-23 to 2026-27	2027-28 to 2031-32	2032-33 to 2036-37	2037-38 to 2041-42
None					

Part 5.3 Future Expansion with No Identified Funding Source

Please provide a list of known expansion projects or anticipated need(s) without formal funding commitments(s), formal pledges, or obligations. If you included a portion of a project that was partially covered by a committed source in part 5.2 above, list the projects and their remaining costs below.

5.3.1.1 Future Flood Protection with No Identified Funding Source: Please provide a list of future flood protection/flood abatement projects, associated land purchases, or major hardware purchases that are needed in your jurisdiction over the next 20 years. Future needs may be based on Master Plans, Comprehensive Plan Elements, Water Control Plans, areas of frequent flooding, hydrologic and hydraulic modeling, public safety, increased frequency of maintenance, desired level of service, flooding complaints, etc.

5.3.2 Future Water Quality Projects with no Identified Funding Source: Please provide a list of future stormwater projects needed in your jurisdiction over the next 20 years that are primarily related to water quality issues. Future needs may be based on proximity to impaired waters or waters with total maximum daily loads (TMDLs), BMAPs, state adopted Restoration Plans, Alternative Restoration Plans, or other local water quality needs.

- If you are party to an adopted BMAP, please list capital projects associated with stormwater. Include BMAP project number, cost to your jurisdiction, and year(s) that capital improvement costs are to be incurred.
- List other future water quality projects, including those in support of local water quality goals as well as those identified in proposed (but not yet adopted) BMAPs.

Expansion Projects with No Identified Funding Source

5.3.1 Flood Protection

Project Name	LFY 2021-2022	Expenditures (in \$thousands)			
		2022-23 to 2026-27	2027-28 to 2031-32	2032-33 to 2036-37	2037-38 to 2041-42
None					

5.3.2 Water Quality

Project Name (or, if applicable, BMAP Project Number or ProjID)	LFY 2021-2022	Expenditures (in \$thousands)			
		2022-23 to 2026-27	2027-28 to 2031-32	2032-33 to 2036-37	2037-38 to 2041-42
None					

Please indicate which resources or documents you used to complete table 5.3 (check all that apply).

Stormwater Master Plan
 Basin Studies or Engineering Reports
 Adopted BMAP
 Adopted Total Maximum Daily Load
 Regional or Basin-specific Water Quality Improvement Plan or Restoration Plan
 Other(s): Specify:

Part 5.4 Stormwater projects that are part of resiliency initiatives related to climate change

Please list any stormwater infrastructure relocation or modification projects and new capital investments specifically needed due to sea level rise, increased flood events, or other adverse effects of climate change. When aggregating, include O&M costs for these future resiliency projects and investments in this table (not in part 5.1). If your jurisdiction participates in a Local Mitigation Strategy (LMS), also include the expenditures associated with your stormwater management system in this category (for example, costs identified on an LMS project list).

Project Name	Expenditures (in \$thousands)			
	LFY 2021-2022	2022-23 to 2026-27	2027-28 to 2031-32	2032-33 to 2041-42
None				

Project Name	Expenditures (in \$thousands)			
	LFY 2021-2022	2022-23 to 2026-27	2027-28 to 2031-32	2032-33 to 2041-42
None				

- Has a vulnerability assessment been completed for your jurisdiction's storm water system?
 If no, how many facilities have been assessed? No
- Does your jurisdiction have a long-range resiliency plan of 20 years or more?
 If yes, please provide a link if available: No
- If no, is a planning effort currently underway?

Part 6.0 The estimated remaining useful life of each facility or its major components (Section 403.9302(3)(e), F.S.)

Rather than reporting the exact number of useful years remaining for individual components, this section is constructed to focus on infrastructure components that are targeted for replacement and will be major expenses within the 20-year time horizon. Major replacements include culverts and pipe networks, control structures, pump stations, physical/biological filter media, etc. Further, the costs of retrofitting when used in lieu of replacement (such as slip lining) should be included in this part. Finally, for the purposes of this document, it is assumed that open storage and conveyance systems are maintained (as opposed to replaced) and have an unlimited service life.

In order to distinguish between routine maintenance projects and the replacement projects to be included in this part, only major expenses are included here. A major expense is defined as any single replacement project greater than 5% of the jurisdiction's total O&M expenditures over the most recent five-year period (such as a project in late 2021 costing more than 5% of the O&M expenditures for fiscal years 2016-2017 to 2020-2021).

If you have more than 5 projects in a particular category, please use the "Additional Projects" tab. There, you can use dropdown lists to choose the project category and whether there is a committed funding source, then enter the project name and expenditure amounts.

End of Useful Life Replacement Projects with a Committed Funding Source

Project Name	Expenditures (in \$thousands)			
	LFY 2021-2022	2022-23 to 2026-27	2027-28 to 2031-32	2032-33 to 2041-42
None				

End of Useful Life Replacement Projects with No Identified Funding Source

Project Name	Expenditures (in \$thousands)			
	LFY 2021-2022	2022-23 to 2026-27	2027-28 to 2031-32	2032-33 to 2041-42
None				

Part 7.0 The most recent 5-year history of annual contributions to, expenditures from, and balances of any capital account for maintenance or expansion of any facility or its major components. (Section 403.9302(3)(f), F.S.)

This part of the template also addresses a portion of s. 403.9302(3)(g), F.S., by including historical expenditures. Many local governments refer to these as "actual" expenditures. Consistent with expenditure projections, the jurisdiction's actual expenditures are categorized into routine O&M, expansion, resiliency projects, and replacement of aging infrastructure. Additionally, the table includes space for reserve accounts. EDR's interpretation of subparagraph 403.9302(3)(f), F.S., is that "capital account" refers to any reserve account developed specifically to cover future expenditures.

Note that for this table:

- Expenditures for local fiscal year 2020-21 can be estimated based on the most current information if final data is not yet available.
- Current Year Revenues include tax and fee collections budgeted for that fiscal year as well as unexpended balances from the prior year (balance forward or carry-over) unless they are earmarked for the rainy day or a dedicated reserve as explained in the following bullets.
- Bond proceeds should reflect only the amount expended in the given year.
- A reserve is a dedicated account to accumulate funds for a specific future expenditure.
- An all-purpose rainy day fund is a type of working capital fund typically used to address costs associated with emergencies or unplanned events.

The sum of the values reported in the "Funding Sources for Actual Expenditures" columns should equal the total "Actual Expenditures" amount. The cells in the "Funding Sources for Actual Expenditures" section will be highlighted red if their sum does not equal the "Actual Expenditures" total.

If you do not have a formal reserve dedicated to your stormwater system, please enter zero for the final two reserve columns.

Routine O&M

	Total	Funding Sources for Actual Expenditures					Contributions to Reserve Account	Balance of Reserve Account
		Amount Drawn from Current Year Revenues	Amount Drawn from Bond Proceeds	Amount Drawn from Dedicated Reserve	Amount Drawn from All-Purpose Rainy Day Fund			
2016-17								
	75,800							
2017-18	118,273							
2018-19	121,365							
2019-20	162,644							
2020-21	151,712							

Expansion

	Total	Funding Sources for Actual Expenditures					Contributions to Reserve Account	Balance of Reserve Account
		Amount Drawn from Current Year Revenues	Amount Drawn from Bond Proceeds	Amount Drawn from Dedicated Reserve	Amount Drawn from All-Purpose Rainy Day Fund			
2016-17	None							
2017-18	None							
2018-19	None							
2019-20	None							
2020-21	None							

Resiliency

	Total	Funding Sources for Actual Expenditures					Contributions to Reserve Account	Balance of Reserve Account
		Amount Drawn from Current Year Revenues	Amount Drawn from Bond Proceeds	Amount Drawn from Dedicated Reserve	Amount Drawn from All-Purpose Rainy Day Fund			
2016-17	None							
2017-18	None							
2018-19	None							
2019-20	None							
2020-21	None							

Replacement of Aging Infrastructure

	Total	Funding Sources for Actual Expenditures					Contributions to Reserve Account	Balance of Reserve Account
		Amount Drawn from Current Year Revenues	Amount Drawn from Bond Proceeds	Amount Drawn from Dedicated Reserve	Amount Drawn from All-Purpose Rainy Day Fund			
2016-17	None							
2017-18	None							
2018-19	None							
2019-20	None							
2020-21	None							

Part 8.0 The local government's plan to fund the maintenance or expansion of any facility or its major components. The plan must include historical and estimated future revenues and expenditures with an evaluation of how the local government expects to close any projected funding gap (Section 403.9302(3)(g), F.S.)

In this template, the historical data deemed necessary to comply with s. 403.9302(3)(g), F.S., was included in part 7.0. This part is forward looking and includes a funding gap calculation. The first two tables will be auto-filled from the data you reported in prior tables. To do this, EDR will rely on this template's working definition of projects with committed funding sources, *i.e.*, EDR assumes that all committed projects have committed revenues. Those projects with no identified funding source are considered to be unfunded. EDR has automated the calculation of projected funding gaps based on these assumptions.

Committed Funding Source	2022-23 to 2026-27	2027-28 to 2031-32	2032-33 to 2036-37	2037-38 to 2041-42
Maintenance	1,166	1,282	1,310	1,441
Expansion	0	0	0	0
Resiliency	0	0	0	0
Replacement/Aging Infrastructure	0	0	0	0
Total Committed Revenues (=Total Committed Projects)	1,166	1,282	1,310	1,441

No Identified Funding Source	2022-23 to 2026-27	2027-28 to 2031-32	2032-33 to 2036-37	2037-38 to 2041-42
Maintenance	0	0	0	0
Expansion	0	0	0	0
Resiliency	0	0	0	0
Replacement/Aging Infrastructure	0	0	0	0
Projected Funding Gap (=Total Non-Committed Needs)	0	0	0	0

For any specific strategies that will close or lessen a projected funding gap, please list them in the table below. For each strategy, also include the expected new revenue within the five-year increments.

Strategies for New Funding Sources	2022-23 to 2026-27	2027-28 to 2031-32	2032-33 to 2036-37	2037-38 to 2041-42
Total	0	0	0	0
Remaining Unfunded Needs	0	0	0	0

SECTION IX

SECTION C

SECTION 1

Poinciana West Community Development District

Summary of Check Register

March 8, 2022 to May 10, 2022

Fund	Date	Check No.'s	Amount
General Fund	3/9/22	1847-1848	\$ 11,921.43
	3/17/22	1849-1851	\$ 10,992.65
	3/24/22	1852	\$ 65.85
	4/8/22	1853-1854	\$ 9,749.57
	4/14/22	1855-1858	\$ 8,467.79
	4/20/22	1859-1861	\$ 41,726.46
	5/6/22	1862-1864	\$ 9,909.57
			\$ 92,833.32
Payroll			
	<u>March 2022</u>		
	Joseph Clark	50113	\$ 184.70
	Maneck Master	ACH	\$ 184.70
	Mayra Skeete	ACH	\$ 184.70
	Peggy Gregory	ACH	\$ 184.70
	Roy LaRue	ACH	\$ 184.70
			\$ 923.50
			\$ 93,756.82



INVOICE

Payment Instructions: Clarke Aquatic Services, Inc.
ACH Banking: Bank of America - Account: 8666607118 - Routing: 071000039
Electronic Check or Credit Card: Please call - 800-323-5727 x3139
Paper Check: 16308 Collections Center Drive, Chicago, IL 60693

Customer #: 088096

Customer PO #: NA

Invoice #: 000011455

Invoice Date: 03/01/22

Terms: Net 30 Days

Due Date: 03/31/22

B
I
L
L
T
O

Poinciana West Community Dev. Dist.
6200 Lee Vista Blvd.
Suite 300
Orlando, FL 32822-5149

Stacie Vanderbilt

Handwritten: 1-20 320138 47

Agreement no 1000009685

Consultant John Greene

Table header with columns: Description, Total

CLARKE AQUATIC MAINTENANCE SERVICES

W9's can be found on our website at www.clarke.com

Poinciana West CDD Aquatic Weed and Algae Control

Invoice Due March 2022

Invoice 6 of 12

Order total 4,917.68



Clarke Aquatic Services, Inc. is a Clarke Company

Table with fraud alert and total amount: 4,917.68

Clarke will charge applicable sales taxes unless a valid exemption certificate is Emailed to: accountsreceivable@clarke.com or faxed to: 630-672-7439




Corporate Trust Services
EP-MN-WN3L
60 Livingston Ave.
St. Paul, MN 55107

Invoice Number: 6438764
Account Number: 274037000
Invoice Date: 02/25/2022
Direct Inquiries To: STACEY JOHNSON
Phone: 407-835-3805

POINCIANA WEST CDD
C/O GOVERNMENTAL MANAGEMENT SERVICES
1408 HAMLIN AVENUE UNIT E
ST.CLOUD FL 34771

1-17
310 515 323



POINCIANA WEST CDD 2017

The following is a statement of transactions pertaining to your account. For further information, please review the attached.

STATEMENT SUMMARY

PLEASE REMIT BOTTOM COUPON PORTION OF THIS PAGE WITH CHECK PAYMENT OF INVOICE.

TOTAL AMOUNT DUE \$7,003.75

All invoices are due upon receipt.

RECEIVED

MAR 05 2022

Please detach at perforation and return bottom portion of the statement with your check, payable to U.S. Bank.

POINCIANA WEST CDD 2017

Invoice Number: 6438764
Account Number: 274037000
Current Due: \$7,003.75
Direct Inquiries To: STACEY JOHNSON
Phone: 407-835-3805

Wire Instructions:
U.S. Bank
ABA # 091000022
Acct # 1-801-5013-5135
Trust Acct # 274037000
Invoice # 6438764
Attn: Fee Dept St. Paul

Please mail payments to:
U.S. Bank
CM-9690
PO BOX 70870
St. Paul, MN 55170-9690





Corporate Trust Services
 EP-MN-WN3L
 60 Livingston Ave.
 St. Paul, MN 55107

Invoice Number: 6438764
 Invoice Date: 02/25/2022
 Account Number: 274037000
 Direct Inquiries To: STACEY JOHNSON
 Phone: 407-835-3805

POINCIANA WEST CDD 2017

Accounts Included 274037000 274037001 274037002 274037003 274037004 274037005
 In This Relationship: 274037006 274037007 274037008

CURRENT CHARGES SUMMARIZED FOR ENTIRE RELATIONSHIP

Detail of Current Charges	Volume	Rate	Portion of Year	Total Fees
04200 Trustee	1.00	3,750.00	100.00%	\$3,750.00
04200 Trustee	1.00	2,750.00	100.00%	\$2,750.00
Subtotal Administration Fees - In Advance 02/01/2022 - 01/31/2023				\$6,500.00
Incidental Expenses	6,500.00	0.0775		\$503.75
Subtotal Incidental Expenses				\$503.75
TOTAL AMOUNT DUE				\$7,003.75

4,333.33
 2166.67

 6,500.00





INVOICE

www.clarke.com
TOLL-FREE: 800-323-5727
PHONE: 630-894-2000
AR Email: accountsreceivable@clarke.com,
AR Dept. Ext.: 3139

Payment Instructions: Clarke Environmental Mosquito Management, Inc.
ACH Banking: Bank of America - Account: 8666607231 - Routing: 071000039
Electronic Check or Credit Card: Please call - 800-323-5727 x3139
Paper Check: 16300 Collections Center Drive, Chicago, IL 60693

Customer #: P07800
Customer PO #: N/A

Invoice #: 001023197
Invoice Date: 03/15/22
Terms: Net 30 Days
Due Date: 04/14/22

B
I
L
L
T
O

Poinciana West Community Dev. Dist.
6200 Lee Vista Blvd.
Suite 300
Orlando, FL 32822-5149

Stacie Vanderfilt

RECEIVED

MAR 16 2022

1.5
320538471

Agreement no 1000002502

Consultant Cherrief Jackson

Description	Total
CLARKE ENVIRONMENTAL MOSQUITO MANAGEMENT SERVICE	
W9's can be found on our website at www.clarke.com	
Service March 2022	
Order total	2,082.50

Clarke Environmental Mosquito Management, Inc. is a Clarke Company

**** Fraud Alert: Our banking details have not changed.**

Please call 800-323-5727 x3139 if you are asked to change banking information.

Total:

2,082.50

Clarke will charge applicable sales taxes unless a valid exemption certificate is Emailed to: accountsreceivable@clarke.com or faxed to: 630-672-7439

Clark & Albaugh, LLP
 700 W. Morse Blvd., Suite 101
 Winter Park, Florida 32789

1-33
 310 513 315

Phone: (407) 647-7600

Fax: (407) 647-7622

Poinciana West Community Development District
 6200 Lee Vista Blvd., Suite 300
 Orlando, FL 32822

March 2, 2022

Attention: George S. Flint, District Manager
RE: General matters

File # 7784-001
 Invoice # 17864

DATE	DESCRIPTION	HOURS	AMOUNT	LAWYER
Jan-10-22	meeting preparation; correspondence with manager regarding interlocal agreements	0.80	240.00	SDC
Jan-17-22	review of prior meeting minutes regarding interlocal agreement; additional meeting preparation	1.50	450.00	SDC
Jan-18-22	review of meeting materials and meeting preparation	0.80	240.00	SDC
Jan-19-22	additional review of reports and meeting preparation; attendance at board meeting	2.60	780.00	SDC
Jan-21-22	correspondence regarding needs analysis proposal	0.10	30.00	SDC
Jan-24-22	correspondence and review of meeting notes	0.30	90.00	SDC
Feb-17-22	conference call regarding needs analysis; review of reporting form, statute and state materials on submissions;	1.80	540.00	SDC
	Totals	7.90	\$2,370.00	
	Total Fee & Disbursements			\$2,370.00
	Previous Balance			270.00

Invoice #: 17864

Page 2

March 2, 2022 63

Previous Payments

270.00

Balance Now Due

270.00
\$2,370.00

TAX ID Number 26-1572385

Clark & Albaugh, LLP
700 W. Morse Blvd., Suite 101
Winter Park, Florida 32789

1-33
310 513 315

Phone: (407) 647-7600

Fax: (407) 647-7622

Poinciana West Community Development District
6200 Lee Vista Blvd., Suite 300
Orlando, FL 32822

March 2, 2022

Attention: George S. Flint, District Manager
RE: Transfer of tracts to District

File # 7784-002
Invoice # 17865

DATE	DESCRIPTION	HOURS	AMOUNT	LAWYER
Jan-10-22	review of plats and tracts requested for transfer and related correspondence	0.60	180.00	SDC
Jan-11-22	review of plat and other materials on requested dedication; conference call with staff regarding request	0.70	210.00	SDC
Jan-14-22	correspondence with Taylor Morrison representative regarding additional conveyances; correspondence with manager; review of parcels and plat information	1.40	420.00	SDC
Jan-17-22	review of new parcel conveyance requests	0.30	90.00	SDC
Jan-21-22	additional correspondence regarding transfer parcels	0.20	60.00	SDC
Feb-17-22	conference call regarding handling of transfers	0.20	60.00	SDC
Feb-18-22	review of bond covenant requirements related to property ownership	0.70	210.00	SDC
	Totals	4.10	\$1,230.00	
	Total Fee & Disbursements			\$1,230.00

Balance Now Due

\$1,230.00

TAX ID Number 26-1572385

GMS-Central Florida, LLC
 1001 Bradford Way
 Kingston, TN 37763

Invoice

Invoice #: 121
Invoice Date: 3/1/22
Due Date: 3/1/22
Case:
P.O. Number:

Bill To:
 Poinciana West CDD
 219 E. Livingston St.
 Orlando, FL 32801

1-1

Description	Hours/Qty	Rate	Amount
Management Fees - March 2022	310 513 74	3,862.50	3,862.50
Website Administration - March 2022	352	62.50	62.50
Information Technology - March 2022	351	93.75	93.75
Dissemination Agent Services - March 2022	213	416.67	416.67
Office Supplies	51	0.33	0.33
Postage	42	16.07	16.07

RECEIVED

12/1/22

Total \$4,451.82

Payments/Credits \$0.00

Balance Due \$4,451.82

GMS-Central Florida, LLC
1001 Bradford Way
Kingston, TN 37763

Invoice

Invoice #: 122
Invoice Date: 3/1/22
Due Date: 3/1/22
Case:
P.O. Number:

Bill To:
Polciana West CDD
219 E. Livingston St.
Orlando, FL 32801

1-1

320 53812

RECEIVED

Description	Hours/Qty	Rate	Amount
Field Management - March 2022		858.33	858.33

Total **\$858.33**

Payments/Credits **\$0.00**

Balance Due **\$858.33**



Invoice Number 7-691-76671	Invoice Date Mar 15, 2022	Account Number 7630-6931-1	Page 1 of 3
--------------------------------------	-------------------------------------	--------------------------------------	----------------

FedEx Tax ID: 71-0427007

1-8
310 5'3 42

Billing Address:
POINCIANA WEST CDD
6200 LEE VISTA BLVD STE 300
ORLANDO FL 32822-5149

Shipping Address:
POINCIANA WEST CDD
POINCIANA WEST CDD
ORLANDO FL 32801

Invoice Questions?
Contact FedEx Revenue Services
Phone: 800.645.9424
M-F 7-5 (CST)
Internet: fedex.com/usgovt

Invoice Summary

FedEx Express Services

Total Charges	USD	\$65.85
TOTAL THIS INVOICE	USD	\$65.85

Other discounts may apply.

To pay your FedEx invoice, please go to www.fedex.com/payment. Thank you for using FedEx.

Account Summary as of Mar 15, 2022

Previous Balance	0.00
Payments	0.00
Adjustments	0.00
New Charges	65.85
New Account Balance	\$65.85



RECEIVED

MAR 21 2022

Detailed descriptions of surcharges can be located at fedex.com

To ensure proper credit, please return this portion with your payment to FedEx. Please do not staple or fold. Please make check payable to FedEx.

Invoice Number 7-691-76671	Invoice Amount USD \$65.85	Account Number 7630-6931-1	Account Balance USD \$65.85
--------------------------------------	--------------------------------------	--------------------------------------	---------------------------------------

Remittance Advice

Your payment is due by Apr 29, 2022

769176671600000658547630693112000006585400000658540

0031517 01 AB 0.461 **AUTO T5 0 1073 32822-514975 -C01-P31548-11



POINCIANA WEST CDD
6200 LEE VISTA BLVD STE 300
ORLANDO FL 32822-5149



FedEx
P.O. Box 371461
Pittsburgh PA 15250-7461



63302730021612



Invoice Number 7-691-76671	Invoice Date Mar 15, 2022	Account Number 7630-6931-1	Page 3 of 3
--------------------------------------	-------------------------------------	--------------------------------------	----------------

Ship Date: Mar 10, 2022

Cust. Ref.: Poinciana West CDD

Ref.#2:

Payor: Third Party

Ref.#3:

- Fuel Surcharge - FedEx has applied a fuel surcharge of 14.50% to this shipment.
- Distance Based Pricing, Zone 2
- Package Delivered to Recipient Address - Release Authorized

Automation	INET	Sender	Recipient	
Tracking ID	776261505198	George Flint	Joseph Clark	
Service Type	FedEx Standard Overnight	GMS - CF, LLC	306 MOORPARK WAY	
Package Type	FedEx Pak	219 E Livingston Street	KISSIMMEE FL 34759 US	
Zone	02	ORLANDO FL 32801 US		
Packages	1			
Rated Weight	2.0 lbs, 0.9 kgs	Transportation Charge		7.26
Delivered	Mar 11, 2022 14:12	Fuel Surcharge		0.86
Svc Area	A3	Residential Delivery		5.05
Signed by	see above	Third Party Billing		0.00
FedEx Use	000000000/150889/02	Total Charge	USD	\$13.17

Ship Date: Mar 10, 2022

Cust. Ref.: Poinciana West CDD

Ref.#2:

Payor: Third Party

Ref.#3:

- Fuel Surcharge - FedEx has applied a fuel surcharge of 14.50% to this shipment.
- Distance Based Pricing, Zone 2
- Package Delivered to Recipient Address - Release Authorized

Automation	INET	Sender	Recipient	
Tracking ID	776261564635	George Flint	Mayra Skeete	
Service Type	FedEx Standard Overnight	GMS - CF, LLC	467 BEL AIR WAY	
Package Type	FedEx Pak	219 E Livingston Street	KISSIMMEE FL 34759 US	
Zone	02	ORLANDO FL 32801 US		
Packages	1			
Rated Weight	2.0 lbs, 0.9 kgs	Transportation Charge		7.26
Delivered	Mar 11, 2022 14:50	Fuel Surcharge		0.86
Svc Area	A3	Residential Delivery		5.05
Signed by	see above	Third Party Billing		0.00
FedEx Use	000000000/150889/02	Total Charge	USD	\$13.17

Ship Date: Mar 10, 2022

Cust. Ref.: Poinciana West CDD

Ref.#2:

Payor: Third Party

Ref.#3:

- Fuel Surcharge - FedEx has applied a fuel surcharge of 14.50% to this shipment.
- Distance Based Pricing, Zone 2
- Package Delivered to Recipient Address - Release Authorized

Automation	INET	Sender	Recipient	
Tracking ID	776261581432	George Flint	Maneck Master	
Service Type	FedEx Standard Overnight	GMS - CF, LLC	759 SAN RAPHAEL ST	
Package Type	FedEx Pak	219 E Livingston Street	KISSIMMEE FL 34759 US	
Zone	02	ORLANDO FL 32801 US		
Packages	1			
Rated Weight	2.0 lbs, 0.9 kgs	Transportation Charge		7.26
Delivered	Mar 11, 2022 17:25	Fuel Surcharge		0.86
Svc Area	A3	Residential Delivery		5.05
Signed by	see above	Third Party Billing		0.00
FedEx Use	000000000/150889/02	Total Charge	USD	\$13.17

Third Party Subtotal USD \$65.85

Total FedEx Express USD \$65.85



INVOICE

www.clarke.com
TOLL-FREE: 800-323-5727
PHONE: 630-894-2000
AR Email: accountsreceivable@clarke.com,
AR Dept. Ext.: 3139

Payment Instructions: Clarke Aquatic Services, Inc.
ACH Banking: Bank of America - Account: 8666607118 - Routing: 071000039
Electronic Check or Credit Card: Please call - 800-323-5727 x3139
Paper Check: 16308 Collections Center Drive, Chicago, IL 60693

Customer #: 088096
Customer PO #: NA

Invoice #: 000011756
Invoice Date: 04/01/22
Terms: Net 30 Days
Due Date: 05/02/22

B
I
L
L
T
O
Poinciana West Community Dev. Dist.
6200 Lee Vista Blvd.
Suite 300
Orlando, FL 32822-5149
Stacie Vanderbilt

RECEIVED

1-20
320 538 47

Agreement no 1000009685 Consultant John Greene

Description	Total
CLARKE AQUATIC MAINTENANCE SERVICES	
W9's can be found on our website at www.clarke.com	
Poinciana West CDD Aquatic Weed and Algae Control Invoice Due April 2022 Invoice 7 of 12	
Order total	4,917.68

Clarke Aquatic Services, Inc. is a Clarke Company

**** Fraud Alert: Our banking details have not changed.
Please call 800-323-5727 x3139 if you are asked to change banking information.**

Total: 4,917.68

Clarke will charge applicable sales taxes unless a valid exemption certificate is Emailed to: accountsreceivable@clarke.com or faxed to: 630-672-7439



Premier Lawn & Pest

P.O. Box 91597
Lakeland, FL 33804

Invoice

Date	Invoice #
4/1/2022	7840

1-7
320 538 462

Bill To
Poinciana West Community Development Dist c/o Governmental Management Services Central Florida, LLC 9145 Narcoossee Road Suite A206 Orlando, FL 32827

P.O. No.	Terms	Project
	Due on receipt	

Quantity	Description	Rate	Amount
1	Monthly Lawn Maintenance per original contract - November 2016 - Poinciana West CDD	4,831.89	4,831.89
	Billing for April 2022		

RECEIVED

APR 1 2022

Thank you for your business.	Total	\$4,831.89
------------------------------	--------------	------------

Corporate Office	Solivita Fax	E-mail	Web Site
(863) 668-0494	(863) 225-9565	info@floralawn.com	www.floralawn.com

Clark & Albaugh, LLP
700 W. Morse Blvd., Suite 101
Winter Park, Florida 32789

1-33
310 513 319

Phone: (407) 647-7600

Fax: (407) 647-7622

Poinciana West Community Development District
6200 Lee Vista Blvd., Suite 300
Orlando, FL 32822

April 1, 2022

Attention: George S. Flint, District Manager

File # 7784-001
Invoice # 17884

RE: General matters

DATE	DESCRIPTION	HOURS	AMOUNT	LAWYER
Mar-15-22	review of agenda package, minutes and staff reports	0.80	240.00	SDC
Mar-16-22	attendance at board meeting (video)	2.20	660.00	SDC
Mar-21-22	review of correspondence regarding audit notice; review of auditor general site and followup correspondence	0.30	90.00	SDC
Mar-22-22	review of correspondence from chair	0.10	30.00	SDC
Mar-29-22	review of management contract and amendment; review of prior budgets; conference call with GMS regarding contract	1.40	420.00	SDC
	Totals	4.80	\$1,440.00	

Total Fee & Disbursements

\$1,440.00

Previous Balance

2,370.00

Previous Payments

2,370.00

Balance Now Due

\$1,440.00

RECEIVED

APR 05 2022

Clark & Albaugh, LLP
700 W. Morse Blvd., Suite 101
Winter Park, Florida 32789

73
1-33
310 515 311

Phone: (407) 647-7600

Fax: (407) 647-7622

Poinciana West Community Development District
6200 Lee Vista Blvd., Suite 300
Orlando, FL 32822

April 1, 2022

Attention: George S. Flint, District Manager

File # 7784-002
Invoice # 17885

RE: Transfer of tracts to District

DATE	DESCRIPTION	HOURS	AMOUNT	LAWYER
Mar-09-22	review of, comments and correspondence on transfer checklist for board review	0.40	120.00	SDC
Mar-22-22	review of correspondence from Taylor Morrison regarding parcels	0.10	30.00	SDC
	Totals	0.50	\$150.00	
	Total Fee & Disbursements			\$150.00
	Previous Balance			1,230.00
	Previous Payments			1,230.00
	Balance Now Due			\$150.00

TAX ID Number 26-1572385

Disclosure Services LLC

1005 Bradford Way
Kingston, TN 37763

Invoice

Date	Invoice #
4/8/2022	6


1-28
310 513 313

Bill To
Poinciana West CDD c/o GMS

Terms	Due Date
Net 30	5/8/2022

Description	Amount
Amortization Schedule Series 2017-1 5-1-22 Prepay 15,000	100.00
Amortization Schedule Series 2017-2 5-1-22 Prepay 40,000	100.00

RECEIVED
APR 13 2022



Total	\$200.00
Payments/Credits	\$0.00
Balance Due	\$200.00

Phone #
865-717-0976

E-mail
tcarter@disclosureservices.info

GMS-Central Florida, LLC

1001 Bradford Way
Kingston, TN 37763

Invoice

Invoice #: 123
Invoice Date: 4/1/22
Due Date: 4/1/22
Case:
P.O. Number:

Bill To:

Poinciana West CDD
219 E. Livingston St.
Orlando, FL 32801

1-1

Description	Hours/Qty	Rate	Amount
Management Fees - April 2022	310 513 34	3,862.50	3,862.50
Website Administration - April 2022	352	62.50	62.50
Information Technology - April 2022	351	93.75	93.75
Dissemination Agent Services - April 2022	353	416.67	416.67
Office Supplies	51	0.27	0.27
Postage	42	9.77	9.77
Copies	425	1.35	1.35

RECEIVED

APR 11 2022

Total	\$4,446.81
Payments/Credits	\$0.00
Balance Due	\$4,446.81

GMS-Central Florida, LLC
1001 Bradford Way
Kingston, TN 37763

Invoice

Invoice #: 124
Invoice Date: 4/1/22
Due Date: 4/1/22
Case:
P.O. Number:

Bill To:
Poinciana West CDD
219 E. Livingston St.
Orlando, FL 32801

1-1

Description	Hours/Qty	Rate	Amount
Field Management - April 2022 <div style="text-align: center; font-size: 2em; font-family: cursive;">320 538 12</div> <div style="text-align: center; color: blue; font-weight: bold; font-size: 1.5em;">RECEIVED</div> <div style="text-align: center; color: red; font-weight: bold; font-size: 1.2em;">APR 11 2022</div>		858.33	858.33

Total \$858.33

Payments/Credits \$0.00

Balance Due \$858.33



INVOICE

Orlando T 407.423.8398
 618 E. South Street, Suite 700 F 407.843.1070
 Orlando, FL 32801

1-14
 310 513 311

Tricia Adams
 Governmental Management Services
 6200 Lee Vista Blvd Ste 300
 Orlando, FL 32822

April 06, 2022
 Project No: A171207.00
 Invoice No: 2173213

Project A171207.00 Poinciana West Community Development District Engineering Services

Professional Services Through March 26, 2022

Task 006 2022 General Support
 Sub-Task 001 COM

Professional Personnel

	Hours	Rate	Amount
Principal			
Leo, Kathleen	4.00	330.00	1,320.00
Totals	4.00		1,320.00
Total Labor			1,320.00

Reimbursable Expenses

Gas Expense & Mileage			52.65
Total Reimbursables		1.0 times	52.65
			\$1,372.65
		Total this Sub-Task	\$1,372.65
		Total this Task	\$1,372.65

Task 007 Developer Turnover

Total this Task	0.00
Total this Invoice	\$1,372.65

RECEIVED

APR 7 2022

Project	A171207.00	Poinciana West Community Development Dis	Invoice	2173213
---------	------------	--	---------	---------

Billing Backup

Wednesday, April 6, 2022

GAI Consultants, Inc.

Invoice 2173213 Dated 4/6/2022

10:47:39 AM

Project	A171207.00	Poinciana West Community Development District Engineering Services
Task	006	2022 General Support
Sub-Task	001	COM

Professional Personnel

			Hours	Rate	Amount	
	Principal					
04136	Leo, Kathleen	2/25/2022	.50	330.00	165.00	
	emails					
04136	Leo, Kathleen	3/11/2022	.50	330.00	165.00	
	meeting prep					
04136	Leo, Kathleen	3/16/2022	3.00	330.00	990.00	
	Meeting and prep					
	Totals		4.00		1,320.00	
	Total Labor					1,320.00


Reimbursable Expenses

Gas Expense & Mileage						
EX	0100246	3/16/2022	Leo, Kathleen / to CDD		52.65	
	Total Reimbursables			1.0 times	52.65	52.65
				Total this Sub-Task		\$1,372.65
				Total this Task		\$1,372.65
				Total this Project		\$1,372.65
				Total this Report		\$1,372.65

LOCALiQ

The Gainesville Sun | The Ledger
Daily Commercial | Ocala StarBanner
News Chief | Herald-Tribune | News Herald
Northwest Florida Daily News

1-36
310 513 48

ACCOUNT NAME Poinciana West Cdd		ACCOUNT # 534838	PAGE # 79 1 of 1
INVOICE # 0004480183	BILLING PERIOD Mar 1- Mar 31, 2022	PAYMENT DUE DATE April 20, 2022	
PREPAY (Memo Info) \$0.00	UNAPPLIED (included in amt due) \$0.00	TOTAL AMOUNT DUE \$847.83	
BILLING ACCOUNT NAME AND ADDRESS Poinciana West Cdd 6200 Lee Vista Blvd. Ste. 300 Orlando, FL 32822-5149 		BILLING INQUIRIES/ADDRESS CHANGES 1-877-736-7612 or smb@ccc.gannett.com	FEDERAL ID 47-2390983
<p>Legal Entity: Gannett Media Corp. Terms and Conditions: Past due accounts are subject to interest at the rate of 18% per annum or the maximum legal rate (whichever is less). Advertiser claims for a credit related to rates incorrectly invoiced or paid must be submitted in writing to Publisher within 30 days of the invoice date or the claim will be waived. Any credit towards future advertising must be used within 30 days of issuance or the credit will be forfeited. All funds payable in US dollars.</p>			

0000534838000000000000000044801830008478367173

To sign-up for E-mailed invoices and online payments please contact abgspecial@gannett.com. Previous account number: CFL_758309

Date	Description	Amount
3/1/22	Balance Forward	\$0.00

Package Advertising:

Start-End Date	Order Number	Description	PO Number	Package Cost
3/4/22	6982868	Poinciana West CDD Notice		\$579.59
3/24/22	7084532	NOTICE OF MEETING DATES		\$268.24

RECEIVED

APR 18 2022

PLEASE DETACH AND RETURN THIS PORTION WITH YOUR PAYMENT

LOCALiQ

The Gainesville Sun | The Ledger
Daily Commercial | Ocala StarBanner
News Chief | Herald-Tribune | News Herald
Northwest Florida Daily News

ACCOUNT NAME Poinciana West Cdd	PAYMENT DUE DATE April 20, 2022	AMOUNT PAID
ACCOUNT NUMBER 534838	INVOICE NUMBER 0004480183	

CURRENT DUE	30 DAYS PAST DUE	60 DAYS PAST DUE	90 DAYS PAST DUE	120+ DAYS PAST DUE	UNAPPLIED PAYMENTS	TOTAL AMOUNT DUE
\$847.83	\$0.00	\$0.00	\$0.00	\$0.00	\$0.00	\$847.83

REMITTANCE ADDRESS (Include Account# & Invoice# on check)

CA Florida Holdings, LLC
PO Box 631244
Cincinnati, OH 45263-1244

TO PAY WITH CREDIT CARD PLEASE FILL OUT BELOW:

VISA MASTERCARD DISCOVER AMEX

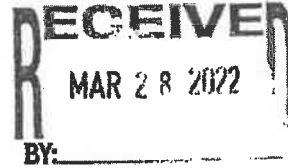
Card Number _____
Exp Date ____ / ____ / ____ CVV Code _____
Signature _____ Date _____

0000534838000000000000000044801830008478367173

LOCALIQ

The Gainesville Sun | The Ledger
Daily Commercial | Ocala StarBanner
News Chief | Herald-Tribune

PO Box 631244 Cincinnati, OH 45263-1244



PROOF OF PUBLICATION

Poinciana West Cdd
Poinciana West Cdd
6200 Lee Vista BLVD # 300
Orlando FL 32822-5149

STATE OF FLORIDA, COUNTY OF POLK

The Ledger-News Chief, a newspaper printed and published in the city of Lakeland, and of general circulation in the County of Polk, State of Florida, and personal knowledge of the facts herein state and that the notice hereto annexed was Published in said newspapers in the issue dated or by publication on the newspaper's website, if authorized, on:

03/04/2022

and that the fees charged are legal.
Sworn to and subscribed before on 03/04/2022

Doreen Jacobson
Legal Clerk

Sarah Bertelsen
Notary, State of WI, County of Brown
7/27/25

My commission expires

Publication Cost: \$579.59
Order No: 6982868 # of Copies:
Customer No: 534838 1
PO #:

THIS IS NOT AN INVOICE!

Please do not use this form for payment remittance.

SARAH BERTELSEN
Notary Public
State of Wisconsin

NOTICE OF REGULAR BOARD OF SUPERVISORS' MEETING FOR POINCIANA WEST COMMUNITY DEVELOPMENT DISTRICT
 Notice is hereby given that the Board of Supervisors ("Board") of the Poinciana West Community Development District ("District") will hold a regular meeting of the Board of Supervisors on Wednesday, March 16, 2021 at 9:00 a.m. via Zoom communications media technology and in person at the Starlife Ballroom, 384 Village Drive, Poinciana, FL 34759. Others not attending in person will be able to participate using the Zoom options specified below, which allow for public participation and comment. Attendance via Zoom is strongly encouraged in lieu of in-person attendance. The meeting is open to the public and will be conducted in accordance with the provisions of Florida law for community development districts. A copy of the agenda for this meeting may be obtained by contacting the District Manager by mail at 219 E. Livingston Street, Orlando, FL 32801, by telephone at 407-841-5524, or by visiting the District's website, <http://poincianawestcdd.org>. This meeting may be continued to a date, time, and place to be specified on the record of the meeting.

As a public health precaution, all those attending the meeting in person will be asked to wear a mask and maintain social distancing. The District fully encourages public participation in a safe and efficient manner in light of the COVID-19 public health emergency. To that end, the District recommends that any member of the public interested in listening to and participating in the meeting remotely do so by logging into Zoom via their computer at <https://zoom.us/j/94240027437> and entering the meeting ID of 942 4002 7437 or by dialing in telephonically at (646) 876-9923 and entering the meeting ID of 942 4002 7437. Questions and comments can be submitted to the District Manager at tdams@mscfl.com by Tuesday, March 15, 2021 at 3:00 p.m. In advance of the meeting to facilitate the Board's consideration and/or discussion of such questions and comments during the meeting.

In the event that the COVID-19 public health emergency prevents the meeting from occurring in-person, the District may conduct the meeting entirely by telephone or video conferencing communications media technology pursuant to governmental orders, including but not limited to any relevant Executive Orders issued by Governor DeSantis, and any extensions or supplements thereof, and pursuant to Section 120.54(5)(b)2., Florida Statutes. Information about how the meeting will occur, assistance connecting to the meeting or arranging further accommodations for participation, and any other questions can be addressed by contacting the District Manager's office at the phone numbers, e-mail, and regular mail addresses above or by visiting the District's website.

One or more Supervisors, staff or other individuals are anticipated to participate by Zoom. Pursuant to the provisions of the Americans with Disabilities Act, any person requiring special accommodations to participate in this meeting or to obtain access to the telephonic, video conferencing, or other communications media technology used to conduct this meeting is asked to advise the District Office at least forty-eight (48) hours prior to the meeting by contacting the District Manager at 219 E. Livingston Street, Orlando, FL 32801; 407-841-5524. If you are hearing or speech impaired, please contact the Florida Relay Service by dialing 7-1-1, or 1-800-955-8771 (TTY) / 1-800-955-8770 (Voice), for aid in contacting the District Manager.

Each person who decides to appeal any action taken at these meetings is advised that person will need a record of the proceedings and that accordingly, the person may need to ensure that a verbatim record of the proceedings is made, including the testimony and evidence upon which such appeal is to be based.

Tricia Adams
 District Manager
 Management Services - Central Florida, LLC
 District Manager
 March 4, 2022 No. 6982868

LOCALiQ

The Gainesville Sun | The Ledger
Daily Commercial | Ocala StarBanner
News Chief | Herald-Tribune

PO Box 631244 Cincinnati, OH 45263-1244

PROOF OF PUBLICATION

Poinciana West Cdd
Poinciana West Cdd
6200 Lee Vista BLVD # 300
Orlando FL 32822-5149

STATE OF FLORIDA, COUNTY OF POLK

The Ledger-News Chief, a newspaper printed and published in the city of Lakeland, and of general circulation in the County of Polk, State of Florida, and personal knowledge of the facts herein state and that the notice hereto annexed was Published in said newspapers in the issue dated or by publication on the newspaper's website, if authorized, on:

03/24/2022

and that the fees charged are legal.
Sworn to and subscribed before on 03/24/2022

Legal Clerk

Notary, State of WI, County of Brown
7/27/25

My commission expires

Publication Cost: \$268.24
Order No: 7084532 # of Copies:
Customer No: 534838 1
PO #:

THIS IS NOT AN INVOICE!

Please do not use this form for payment remittance.

SARAH BERTELSEN
Notary Public
State of Wisconsin

NOTICE OF MEETING DATES POINCIANA WEST COMMUNITY DEVELOPMENT DISTRICT

The Board of Supervisors of the Poinciana West Community Development District will hold the regularly scheduled public meetings for Fiscal Year 2022 at 9:00 a.m. in the Starlite Ballroom at 384 Village Drive, Poinciana, Florida 34759 on the third Wednesday each month as follows unless indicated otherwise:

May 18, 2022
July 20, 2022
September 21, 2022

The meetings are open to the public and will be conducted in accordance with the provisions of Florida Law for Community Development Districts. A copy of the agenda for a particular meeting may be obtained from the District Manager at 219 E. Livingston Street, Orlando, FL 32801.

A meeting may be continued to a date, time, and place to be specified on the record at that meeting. There may be occasions when one or more Supervisors may participate by telephone.

Any person requiring special accommodations at these meetings because of a disability or physical impairment should contact the District Office at least forty-eight (48) hours prior to the meeting. If you are hearing or speech impaired, please contact the Florida Relay Service by dialing 7-1-1 or 1-800-955-8770, for aid in contacting the District Office.

Each person who decides to appeal any action taken at these meetings is advised that person will need a record of the proceedings and that accordingly, the person may need to ensure that a verbatim record of the proceedings is made, including the testimony and evidence upon which such appeal is to be based.

Patricia L. Adams
Governmental Management
Services - Central Florida, LLC
District Manager
March 24, 2022 No. 7084532

RECEIVED

7 APR 08 2022



INVOICE

www.clarke.com
TOLL-FREE: 800-323-5727
PHONE: 630-894-2000
AR Email: accountsreceivable@clarke.com,
AR Dept. Ext.: 3139

Payment Instructions: Clarke Environmental Mosquito Management, Inc.
ACH Banking: Bank of America - Account: 8666607231 - Routing: 071000039
Electronic Check or Credit Card: Please call - 800-323-5727 x3139
Paper Check: 16300 Collections Center Drive, Chicago, IL 60693

RECEIVED
APR 16 2022

Invoice #: 001023353
Invoice Date: 04/15/22
Terms: Net 30 Days
Due Date: 05/16/22

Customer #: P07800

Customer PO #: N/A

B
I
L
L
T
O

Poinciana West Community Dev. Dist.
6200 Lee Vista Blvd.
Suite 300
Orlando, FL 32822-5149

Stacie Vanderfilt

Agreement no 1000002502

Consultant Cherrief Jackson

Description	Total
CLARKE ENVIRONMENTAL MOSQUITO MANAGEMENT SERVICE	
W9's can be found on our website at www.clarke.com	
Service April 2022	
Order total	2,082.50

1-5
320538 471

Clarke Environmental Mosquito Management, Inc. is a Clarke Company

** Fraud Alert: Our banking details have not changed. Please call 800-323-5727 x3139 if you are asked to change banking information.	Total: 2,082.50
---	------------------------

Clarke will charge applicable sales taxes unless a valid exemption certificate is Emailed to: accountsreceivable@clarke.com or faxed to: 630-672-7439

CHECK REQUEST FORM

DISTRICT/ASSOCIATION: Poinciana West CDD

DATE: 4/20/22

PAYABLE TO: Poinciana West CDD c/o USBank

AMOUNT REQUESTED: \$38,796.13 #13

REQUESTED BY: Katie Costa

ACCOUNT # 001-300-207-100

DESCRIPTION OF NEED: FY22 Debt Service Assessment Transfer - Series 2017 - \$38,796.13

Poinciana West
Community Development District
Special Assessment Receipts
Fiscal Year 2022

MAINTENANCE ASSESSMENTS

Gross Assessments \$ 309,892.74
Certified Net Assessments \$ 288,200.25

100.00%

Date	Distribution	Gross Assessments			Net Assessments		
		Received	Discounts/Penalties	Commissions Paid	Interest Income	Received	General Fund
11/18/21	ACH	\$559.71	(\$22.38)	(\$10.74)	\$0.00	\$526.59	\$526.59
11/19/21	ACH	\$23,694.39	(\$947.42)	(\$454.94)	\$0.00	\$22,292.03	\$22,292.03
11/24/21	ACH	\$4,590.40	(\$233.85)	(\$87.13)	\$0.00	\$4,269.42	\$4,269.42
11/30/21	ACH	\$22,015.26	(\$880.28)	(\$422.70)	\$0.00	\$20,712.28	\$20,712.28
12/14/21	ACH	\$75,187.71	(\$3,006.38)	(\$1,443.63)	\$0.00	\$70,737.70	\$70,737.70
12/17/21	ACH	\$118,939.49	(\$4,753.44)	(\$2,283.72)	\$0.00	\$111,902.33	\$111,902.33
12/31/21	ACH	\$29,627.91	(\$1,138.03)	(\$569.80)	\$0.00	\$27,920.08	\$27,920.08
01/18/22	ACH	\$9,719.90	(\$289.39)	(\$188.61)	\$0.00	\$9,241.90	\$9,241.90
02/18/22	ACH	\$11,055.47	(\$279.48)	(\$215.52)	\$0.00	\$10,560.47	\$10,560.47
03/16/22	ACH	\$3,731.40	(\$41.12)	(\$73.81)	\$0.00	\$3,616.47	\$3,616.47
04/19/22	ACH	\$7,253.77	(\$5.60)	(\$144.96)	\$0.00	\$7,103.21	\$7,103.21
Total Collected		\$ 306,375.41	\$ (11,597.37)	\$ (5,895.56)	\$ -	\$ 288,882.48	\$ 288,882.48
Percentage Collected							100%

DEBT SERVICE ASSESSMENTS

Gross Assessments \$ 1,111,573.02
Certified Net Assessments \$ 1,033,762.91

100%

Date	Distribution	Gross Assessments			Net Assessments		
		Received	Discounts/Penalties	Commissions Paid	Interest Income	Received	Debt Service Fund
11/18/21	ACH	\$2,059.74	(\$82.38)	(\$39.55)	\$0.00	\$1,937.81	\$1,937.81
11/19/21	ACH	\$84,449.34	(\$3,377.61)	(\$1,621.43)	\$0.00	\$79,450.30	\$79,450.30
11/24/21	ACH	\$16,892.83	(\$860.53)	(\$320.65)	\$0.00	\$15,711.65	\$15,711.65
11/30/21	ACH	\$76,896.96	(\$3,075.55)	(\$1,476.43)	\$0.00	\$72,344.98	\$72,344.98
12/14/21	ACH	\$267,079.62	(\$10,682.15)	(\$5,127.95)	\$0.00	\$251,269.52	\$251,269.52
12/17/21	ACH	\$429,459.91	(\$17,167.85)	(\$8,245.84)	\$0.00	\$404,046.22	\$404,046.22
12/31/21	ACH	\$106,971.40	(\$4,106.39)	(\$2,057.30)	\$0.00	\$100,807.71	\$100,807.71
01/18/22	ACH	\$35,769.46	(\$1,064.44)	(\$694.10)	\$0.00	\$34,010.92	\$34,010.92
02/18/22	ACH	\$39,311.10	(\$1,000.86)	(\$766.20)	\$0.00	\$37,544.04	\$37,544.04
03/16/22	ACH	\$13,731.60	(\$151.10)	(\$271.61)	\$0.00	\$13,308.89	\$13,308.89
04/19/22	ACH	\$26,007.39	\$0.00	(\$520.15)	\$0.00	\$25,487.24	\$25,487.24
Total Collected		\$ 1,098,629.35	\$ (41,568.86)	\$ (21,141.21)	\$ -	\$ 1,035,919.28	\$ 1,035,919.28
Percentage Collected							100%

	Net Amount Assessed	Assessments Collected	Assessments Transferred	Amount To be Trans.
O & M	\$288,200.25	\$ 288,882.48	(\$288,882.48)	\$0.00
Debt Service 2017	\$1,033,762.91	\$ 1,035,919.28	(\$997,123.15)	\$ 38,796.13
Total	\$1,321,963.16	\$1,324,801.76	(\$1,286,005.63)	\$38,796.13

TRANSFERS TO DEBT SERVICE 2017

DATE	CHECK #	AMOUNT
12/27/21	1828	\$824,760.48
1/14/22	1832	\$ 100,807.71
3/4/22	1846	\$ 71,554.96
TOTAL		\$997,123.15



INVOICE

www.clarke.com
TOLL-FREE: 800-323-5727
PHONE: 630-894-2000
AR Email: accountsreceivable@clarke.com,
AR Dept. Ext.: 3139

Payment Instructions: Clarke Aquatic Services, Inc.
ACH Banking: Bank of America - Account: 8666607118 - Routing: 071000039
Electronic Check or Credit Card: Please call - 800-323-5727 x3139
Paper Check: 16308 Collections Center Drive, Chicago, IL 60693

Customer #: 088096

Customer PO #: NA

Invoice #: 000012021
Invoice Date: 05/02/22
Terms: Net 30 Days
Due Date: 06/01/22

B
I
L
L
T
O

Poinciana West Community Dev. Dist.
6200 Lee Vista Blvd.
Suite 300
Orlando, FL 32822-5149

Stacie Vanderbilt

RECEIVED
MAY 03 2022

1-20
320 53847

Agreement no 1000009685

Consultant John Greene

Description	Total
-------------	-------

CLARKE AQUATIC MAINTENANCE SERVICES

W9's can be found on our website at www.clarke.com

Poinciana West CDD Aquatic Weed and Algae Control
Invoice Due May 2022
Invoice 8 of 12

Order total	4,917.68
--------------------	-----------------

Clarke Aquatic Services, Inc. is a Clarke Company

** Fraud Alert: Our banking details have not changed. Please call 800-323-5727 x3139 if you are asked to change banking information.	Total:	4,917.68
---	---------------	-----------------

Clarke will charge applicable sales taxes unless a valid exemption certificate is Emailed to: accountsreceivable@clarke.com or faxed to: 630-672-7439



Premier Lawn & Pest

P.O. Box 91597
Lakeland, FL 33804

Invoice

Date	Invoice #
5/1/2022	7986

Bill To
Poinciana West Community Development Dist c/o Governmental Management Services Central Florida, LLC 9145 Narcoossee Road Suite A206 Orlando, FL 32827

1-7
320 538 462

P.O. No.	Terms	Project
	Due on receipt	

Quantity	Description	Rate	Amount
1	Monthly Lawn Maintenance per original contract - November 2016 - Poinciana West CDD	4,831.89	4,831.89
	Billing for May 2022		

RECEIVED
APR 28 2022

Thank you for your business.	Total	\$4,831.89
------------------------------	--------------	------------

Corporate Office	Solivita Fax	E-mail	Web Site
(863) 668-0494	(863) 225-9565	info@floralawn.com	www.floralawn.com

GMS-Central Florida, LLC
 1001 Bradford Way
 Kingston, TN 37763

Invoice

1-1
 320 538 49
RECEIVED
 MAY 02 2022

Invoice #: 127
Invoice Date: 4/30/22
Due Date: 4/30/22
Case:
P.O. Number: 629

Bill To:
 Poinciana West CDD
 219 E. Livingston St.
 Orlando, FL 32801

Description	Hours/Qty	Rate	Amount
- Alligator Signage Relocation - March 2022			
PWCDD - Sign Relocation - Relocated three signs requested by residents			
Labor	2	40.00	80.00
Mobilization	1	55.00	55.00
Equipment		25.00	25.00
Total			\$160.00
Payments/Credits			\$0.00
Balance Due			\$160.00

SECTION 2

Poinciana West
Community Development District

Unaudited Financial Reporting
April 30, 2022



Table of Contents

1	<hr/>	<u>Balance Sheet</u>
2-3	<hr/>	<u>General Fund</u>
4	<hr/>	<u>Debt Service Fund - Series 2017R-1 & 2017R-2</u>
5-6	<hr/>	<u>Month to Month</u>
7	<hr/>	<u>Assessment Receipt Schedule</u>

Poinciana West
Community Development District
Combined Balance Sheet
April 30, 2022

	<i>General Fund</i>	<i>Debt Service Fund</i>	<i>Totals Governmental Funds</i>
Assets:			
Cash			
Operating Account	\$ 271,282	\$ -	\$ 271,282
Money Market Account	\$ 493,841	\$ -	\$ 493,841
Investments			
Series 2017R-1 & R-2			
Reserve R-1	\$ -	\$ 392,348	\$ 392,348
Reserve R-2	\$ -	\$ 121,829	\$ 121,829
Revenue	\$ -	\$ 1,035,932	\$ 1,035,932
Prepayment R-1	\$ -	\$ 24,757	\$ 24,757
Prepayment R-2	\$ -	\$ 45,659	\$ 45,659
Due from General Fund	\$ -	\$ -	\$ -
Due from Other	\$ -	\$ -	\$ -
Prepaid Expenses	\$ 2,167	\$ -	\$ 2,167
Total Assets	\$ 767,290	\$ 1,620,525	\$ 2,387,815
Liabilities:			
Accounts Payable	\$ 880	\$ -	\$ 880
Due to Debt Service	\$ -	\$ -	\$ -
Total Liabilities	\$ 880	\$ -	\$ 880
Fund Balance:			
Nonspendable:			
Prepaid Items	\$ 2,167	\$ -	\$ 2,167
Restricted for:			
Debt Service	\$ -	\$ 1,620,525	\$ 1,620,525
Unassigned	\$ 764,243	\$ -	\$ 764,243
Total Fund Balances	\$ 766,410	\$ 1,620,525	\$ 2,386,935
Total Liabilities & Fund Balance	\$ 767,290	\$ 1,620,525	\$ 2,387,815

Poinciana West
Community Development District
General Fund
Statement of Revenues, Expenditures, and Changes in Fund Balance
For The Period Ending April 30, 2022

	Adopted Budget	Prorated Budget Thru 04/30/22	Actual Thru 04/30/22	Variance
Revenues:				
Assessments - Tax Roll	\$ 291,294	\$ 288,882	\$ 288,882	\$ -
Interest	\$ 500	\$ 292	\$ 306	\$ 15
Total Revenues	\$ 291,794	\$ 289,174	\$ 289,189	\$ 15
Expenditures:				
<u>General & Administrative:</u>				
Supervisors Fees	\$ 6,000	\$ 3,500	\$ 3,800	\$ (300)
FICA Expense	\$ 459	\$ 268	\$ 291	\$ (23)
Engineering	\$ 15,000	\$ 8,750	\$ 3,988	\$ 4,762
Attorney	\$ 20,000	\$ 11,667	\$ 5,729	\$ 5,938
Arbitrage	\$ 450	\$ 450	\$ 450	\$ -
Dissemination	\$ 5,500	\$ 3,208	\$ 3,317	\$ (108)
Annual Audit	\$ 3,310	\$ -	\$ -	\$ -
Trustee Fees	\$ 7,050	\$ 4,837	\$ 4,837	\$ -
Assessment Administration	\$ 5,000	\$ 5,000	\$ 5,000	\$ -
Management Fees	\$ 46,350	\$ 27,038	\$ 27,038	\$ -
Information Technology	\$ 1,125	\$ 656	\$ 656	\$ -
Website Maintenance	\$ 750	\$ 438	\$ 438	\$ -
Telephone	\$ 100	\$ 58	\$ -	\$ 58
Postage	\$ 1,250	\$ 729	\$ 303	\$ 426
Printing & Binding	\$ 1,000	\$ 583	\$ 161	\$ 423
Insurance	\$ 8,100	\$ 8,100	\$ 6,025	\$ 2,075
Legal Advertising	\$ 2,500	\$ 1,458	\$ 1,432	\$ 26
Other Current Charges	\$ 2,400	\$ 1,400	\$ 1,154	\$ 246
Office Supplies	\$ 300	\$ 175	\$ 62	\$ 113
Property Appraiser	\$ 3,100	\$ -	\$ -	\$ -
Dues, Licenses & Subscriptions	\$ 175	\$ 175	\$ 175	\$ -
Total General & Administrative:	\$ 129,919	\$ 78,490	\$ 64,854	\$ 13,636

Poinciana West
Community Development District
General Fund
Statement of Revenues, Expenditures, and Changes in Fund Balance
For The Period Ending April 30, 2022

	Adopted Budget	Prorated Budget Thru 04/30/22	Actual Thru 04/30/22	Variance
<i>Operations & Maintenance</i>				
Field Services	\$ 10,300	\$ 6,008	\$ 6,008	\$ 0
Landscape Maintenance	\$ 61,713	\$ 35,999	\$ 33,401	\$ 2,598
Aquatic Control Maintenance	\$ 66,865	\$ 39,005	\$ 33,921	\$ 5,084
Aquatic Midge Maintenance	\$ 30,000	\$ 17,500	\$ 14,578	\$ 2,923
R&M Plant Replacement	\$ 3,000	\$ 1,750	\$ -	\$ 1,750
Storm Structure Repairs	\$ 10,000	\$ 5,833	\$ 2,225	\$ 3,608
Contingency	\$ 20,000	\$ 11,667	\$ 880	\$ 10,787
Capital Outlay	\$ 10,000	\$ 5,833	\$ -	\$ 5,833
Total Operations & Maintenance:	\$ 211,878	\$ 123,596	\$ 91,013	\$ 32,583
Total Expenditures	\$ 341,797	\$ 202,086	\$ 155,867	\$ 46,219
Excess (Deficiency) of Revenues over Expenditures	\$ (50,003)		\$ 133,322	
Net Change in Fund Balance	\$ (50,003)		\$ 133,322	
Fund Balance - Beginning	\$ 50,003		\$ 633,087	
Fund Balance - Ending	\$ -		\$ 766,410	

Poinciana West
Community Development District
Debt Service Fund - Series 2017R-1 & 2017R-2
Statement of Revenues, Expenditures, and Changes in Fund Balance
For The Period Ending April 30, 2022

	Adopted Budget	Prorated Budget Thru 04/30/22	Actual Thru 04/30/22	Variance
Revenues:				
Assessments - Tax Roll	\$ 1,046,815	\$ 1,035,919	\$ 1,035,919	\$ -
Assessments - Prepayments	\$ -	\$ -	\$ 27,211	\$ 27,211
Interest	\$ -	\$ -	\$ 31	\$ 31
Total Revenues	\$ 1,046,815	\$ 1,035,919	\$ 1,063,161	\$ 27,242
Expenditures:				
Property Appraiser	\$ 11,200	\$ -	\$ -	\$ -
Series 2017R-1				
Interest - 11/1	\$ 178,771	\$ 178,771	\$ 178,771	\$ -
Special Call - 11/1	\$ -	\$ -	\$ 15,000	\$ (15,000)
Principal - 5/1	\$ 425,000	\$ -	\$ -	\$ -
Interest - 5/1	\$ 178,771	\$ -	\$ -	\$ -
Series 2017R-2				
Interest - 11/1	\$ 66,075	\$ 66,075	\$ 66,075	\$ -
Special Call - 11/1	\$ -	\$ -	\$ 5,000	\$ (5,000)
Principal - 5/1	\$ 95,000	\$ -	\$ -	\$ -
Interest - 5/1	\$ 66,075	\$ -	\$ -	\$ -
Total Expenditures	\$ 1,020,893	\$ 244,846	\$ 264,846	\$ (20,000)
Excess (Deficiency) of Revenues over Expenditures	\$ 25,922		\$ 798,315	
Fund Balance - Beginning	\$ 290,113		\$ 822,210	
Fund Balance - Ending	\$ 316,035		\$ 1,620,525	

Poinciana West
Community Development District
Month to Month

	Oct	Nov	Dec	Jan	Feb	March	April	May	June	July	Aug	Sept	Total
Operation and Maintenance													
Field Services	\$ 858	\$ 858	\$ 858	\$ 858	\$ 858	\$ 858	\$ 858	\$ -	\$ -	\$ -	\$ -	\$ -	\$ 6,008
Landscape Maintenance	\$ 4,691	\$ 4,691	\$ 4,691	\$ 4,832	\$ 4,832	\$ 4,832	\$ 4,832	\$ -	\$ -	\$ -	\$ -	\$ -	\$ 33,401
Aquatic Control Maintenance	\$ 4,750	\$ 4,750	\$ 4,750	\$ 4,918	\$ 4,918	\$ 4,918	\$ 4,918	\$ -	\$ -	\$ -	\$ -	\$ -	\$ 33,921
Aquatic Midge Maintenance	\$ 2,083	\$ 2,083	\$ 2,083	\$ 2,083	\$ 2,083	\$ 2,083	\$ 2,083	\$ -	\$ -	\$ -	\$ -	\$ -	\$ 14,578
R&M Plant Replacement	\$ -	\$ -	\$ -	\$ -	\$ -	\$ -	\$ -	\$ -	\$ -	\$ -	\$ -	\$ -	\$ -
Storm Structure Repairs	\$ 2,225	\$ -	\$ -	\$ -	\$ -	\$ -	\$ -	\$ -	\$ -	\$ -	\$ -	\$ -	\$ 2,225
Contingency	\$ -	\$ -	\$ -	\$ -	\$ 720	\$ 160	\$ -	\$ -	\$ -	\$ -	\$ -	\$ -	\$ 880
Capital Outlay	\$ -	\$ -	\$ -	\$ -	\$ -	\$ -	\$ -	\$ -	\$ -	\$ -	\$ -	\$ -	\$ -
Total Operations & Maintenance	\$ 14,607	\$ 12,382	\$ 12,382	\$ 12,690	\$ 13,410	\$ 12,850	\$ 12,690	\$ -	\$ -	\$ -	\$ -	\$ -	\$ 91,013
Total Expenditures	\$ 31,346	\$ 18,986	\$ 17,389	\$ 23,943	\$ 19,455	\$ 27,253	\$ 17,494	\$ -	\$ -	\$ -	\$ -	\$ -	\$ 155,867
Excess (Deficiency) of Revenues over Expenditures	\$ (31,303)	\$ 28,856	\$ 193,218	\$ (14,656)	\$ (8,853)	\$ (23,592)	\$ (10,347)	\$ -	\$ -	\$ -	\$ -	\$ -	\$ 133,322

SECTION 3



April 21, 2022



Stacie Vanderbilt – Recording Secretary
Poinciana West Community Dev. District
219 E. Livingston Street
Orlando, Florida 32801-1508

RE: Poinciana West Community Development District Registered Voters

Dear Ms. Vanderbilt,

In response to your request, there are currently **2,564** voters within the Poinciana West Community Development District. This number of registered voters in said District is as of **April 15, 2022**.

Please do not hesitate to contact us if we can be of further assistance.

Sincerely,

Lori Edwards
Supervisor of Elections
Polk County, Florida

SECTION D

SECTION 1

Poinciana West Community Development District



May 18, 2022
Clayton Smith - Field Services Manager
GMS

Completed

Pond Bank Awareness Signage



- + Addition of signage to pond banks.
- + Signs were installed at all locations determined by the insurance company.
- + The signs were installed at the pond edges for best visibility.
- + 2 signs were adjusted to slightly different locations based on resident request after a waiting period.

Bleeder Pipe Clearing

- + The area around a bleeder pipe was cleared.
- + This was done preventatively to ensure it does not get obstructed.
- + Landscaper performed the service.



Figure 1 - Cleared bleeder Pipe

In Progress

Site Wide Fish Stocking Plan

- ✚ 25 acres of fish to be stocked week of 5/15/22.
- ✚ 1000 gambusia and 500 shrimp per acre.
- ✚ 25 acres to be stocked in ponds determined to be most impactful.



Aquatic Control Status



Figure 2 - Pond 22 Clear of algae

- ✚ Overall, the ponds were inspected to be in good condition.
- ✚ Some moderate algae presence which is expected this time of year as conditions are ideal for algae.
- ✚ Edge grasses have also been sprayed.
- ✚ Vendor has performed some hydrilla treatments.

Conclusion

For any questions or comments regarding the above information, please contact me by phone at 407-201-1514, or by email at csmith@gmscfl.com. Thank you.

Respectfully,
Clayton Smith



PW Monthly Treatment Report

Date between : 4/1/2022 and 4/30/2022

Customer Site ID	Treatment Date	Condition/Weeds Treated
4A	4/12/22	Clean
16A	4/12/22	Clean
1	4/12/22	Clean
2	4/12/22	Clean
3	4/21/22	Clean
4	4/21/22	Clean
5	4/28/22	Clean
6	4/26/22	Clean
7	4/28/22	Clean
8	4/28/22	Clean
9	4/28/22	Clean
10	4/28/22	Clean
11	4/28/22	Clean
12	4/28/22	Clean
13	4/12/22	Clean
15	4/21/22	Filamentous
16	4/21/22	Clean
17	4/26/22	Clean
18	4/26/22	Clean
20	4/21/22	Clean
21	4/26/22	Filamentous
21	4/26/22	Hydrilla
22	4/21/22	Clean



PW All Services By Customer Summary

Poinciana West Community Dev. Dist. (P07800)

Filter Date between 04/01/2022 and 04/30/2022

Customer	Work Type	Service Item	Start Date	End Date	Used Quantity	Unit Of Measure
P07800 - Poinciana West Community Dev. Dist.	Comfort Pack	KIS2911 - Talstar BP Barrier	04/05/2022	04/05/2022	0.31	mi
P07800 - Poinciana West Community Dev. Dist.	Comfort Pack	KIS2911 - Talstar BP Barrier	04/26/2022	04/26/2022	0.63	mi
					0.94	
P07800 - Poinciana West Community Dev. Dist.	Municipal Back	KIS1768 - Nat G30 12 lbs per acre	04/21/2022	04/21/2022	4.20	acr
P07800 - Poinciana West Community Dev. Dist.	Night Truck	KIS2827 - Biomist 4+4 Truck ULV	04/04/2022	04/04/2022	2.30	mi
P07800 - Poinciana West Community Dev. Dist.	Night Truck	KIS2715 - Biomist 4+4 A TV/ULV	04/07/2022	04/07/2022	2.50	mi
P07800 - Poinciana West Community Dev. Dist.	Night Truck	KIS2827 - Biomist 4+4 Truck ULV	04/11/2022	04/11/2022	2.20	mi
P07800 - Poinciana West Community Dev. Dist.	Night Truck	KIS2715 - Biomist 4+4 A TV/ULV	04/13/2022	04/13/2022	2.50	mi
P07800 - Poinciana West Community Dev. Dist.	Night Truck	KIS2827 - Biomist 4+4 Truck ULV	04/18/2022	04/18/2022	2.20	mi
P07800 - Poinciana West Community Dev. Dist.	Night Truck	KIS2715 - Biomist 4+4 A TV/ULV	04/20/2022	04/20/2022	2.50	mi
P07800 - Poinciana West Community Dev. Dist.	Night Truck	KIS2827 - Biomist 4+4 Truck ULV	04/25/2022	04/25/2022	2.30	mi
P07800 - Poinciana West Community Dev. Dist.	Night Truck	KIS2715 - Biomist 4+4 A TV/ULV	04/28/2022	04/28/2022	2.40	mi
					18.90	

SECTION 2

